

# 2023 Annual Agency Profile - Town of Vail (NTD ID 88298)

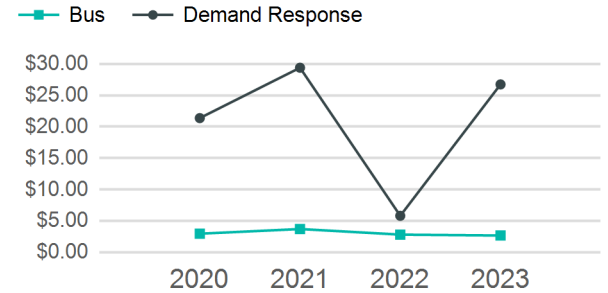
**Mailing Address:** 75 S FRONTAGE RD W  
VAIL, CO

**Website:** <https://www.vail.gov/government/departments/transportation-services/bus-information>

## Service Consumed

**Annual Unlinked Trips (UPT)** 2,582,928

## Operating Expenses per Vehicle Revenue Mile



## Assets

Revenue Vehicles	34
Service Vehicles	6
Facilities	5

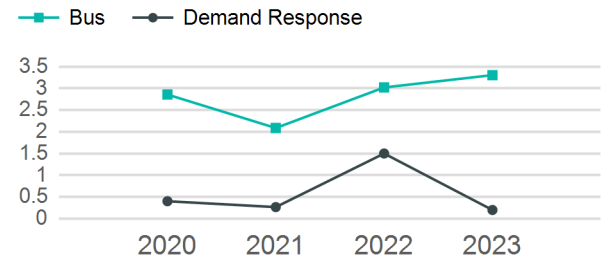
## Service Supplied

Annual Vehicle Revenue Miles (VRM)	782,465
Annual Vehicle Revenue Hours (VRH)	67,353
Vehicles Operated in Maximum Service (VOMS)	27

## Modal Characteristics

Mode	Annual Unlinked Passenger Trips	Directly Operated VOMS	Purchased Transportation VOMS	Annual Vehicle Revenue Miles	Annual Vehicle Revenue Hours
Bus	2,582,661	26	0	781,118	67,284
Demand Response	267	1	0	1,347	69
<b>Total</b>	<b>2,582,928</b>	<b>27</b>	<b>0</b>	<b>782,465</b>	<b>67,353</b>

## Unlinked Passenger Trip per Vehicle Revenue Mile



## Metrics

### Service Efficiency

### Service Effectiveness

Mode	OE per VRM	OE per VRH	UPT per VRM	UPT per VRH	OE per UPT
Bus	\$8.90	\$103.35	3.3	38.4	\$2.69
Demand Response	\$5.30	\$103.45	0.2	3.9	\$26.73
<b>Total</b>	<b>\$8.90</b>	<b>\$103.35</b>	<b>3.3</b>	<b>38.3</b>	<b>\$2.69</b>

# 2023 Annual Agency Profile - Town of Vail (NTD ID 88298)

## 2023 Funding Breakdown

### Summary of Operating Expenses (OE)

Mode	Operating Expenses	Fare Revenues
Bus	\$6,953,682	\$0
Demand Response	\$7,138	\$0
<b>Total</b>	<b>\$6,960,820</b>	<b>\$0</b>

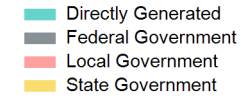
### Sources of Operating Funds Expended

Directly Generated	\$0
Federal Government	\$566,508
Local Government	\$6,337,420
State Government	\$56,892
<b>Total Operating Funds Expended</b>	<b>\$6,960,820</b>

### Operating Funding Sources



### Capital Funding Sources



### Sources of Capital Funds Expended

Directly Generated	\$0
Federal Government	\$0
Local Government	\$211,254
State Government	\$0
<b>Total Capital Funds Expended</b>	<b>\$211,254</b>

## 2023 Asset Management

Transit Asset Management (TAM) Tier: Tier II      TAM Sponsor NTD ID: 8R01

### Metrics

Mode	Average Fleet Age in Years
Bus	6.3
Demand Response	9.0