

# 2023 Annual Agency Profile - Clear Creek County (NTD ID 88299)

**Mailing Address:** 405 ARGENTINE ST  
Georgetown, CO

**Website:** <https://www.clearcreekcounty.us/857/RoundAbout-Bus-Service>

## Service Consumed

Annual Unlinked Trips (UPT) 9,757

## Service Supplied

Annual Vehicle Revenue Miles (VRM) 97,330

Annual Vehicle Revenue Hours (VRH) 3,999

Vehicles Operated in Maximum Service (VOMS) 3

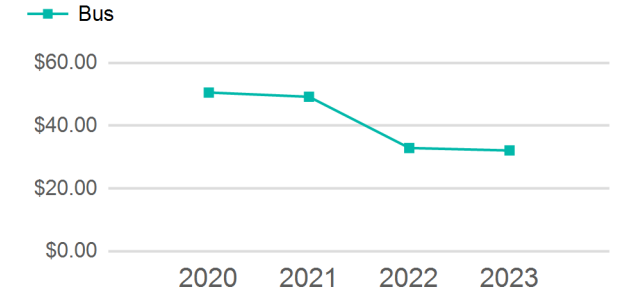
## Assets

Revenue Vehicles 3

Service Vehicles

Facilities

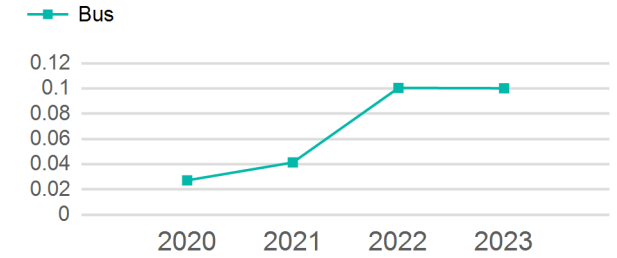
## Operating Expenses per Vehicle Revenue Mile



## Modal Characteristics

Mode	Annual Unlinked Passenger Trips	Directly Operated VOMS	Purchased Transportation VOMS	Annual Vehicle Revenue Miles	Annual Vehicle Revenue Hours
Bus	9,757	3	0	97,330	3,999
<b>Total</b>	<b>9,757</b>	<b>3</b>	<b>0</b>	<b>97,330</b>	<b>3,999</b>

## Unlinked Passenger Trip per Vehicle Revenue Mile



## Metrics

### Service Efficiency

### Service Effectiveness

Mode	OE per VRM	OE per VRH	UPT per VRM	UPT per VRH	OE per UPT
Bus	\$3.22	\$78.39	0.1	2.4	\$32.13
<b>Total</b>	<b>\$3.22</b>	<b>\$78.39</b>	<b>0.1</b>	<b>2.4</b>	<b>\$32.13</b>

# 2023 Annual Agency Profile - Clear Creek County (NTD ID 88299)

## 2023 Funding Breakdown

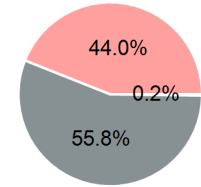
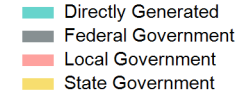
### Summary of Operating Expenses (OE)

Mode	Operating Expenses	Fare Revenues
Bus	\$313,466	\$0
<b>Total</b>	<b>\$313,466</b>	<b>\$0</b>

### Sources of Operating Funds Expended

Directly Generated	\$710
Federal Government	\$174,868
Local Government	\$137,888
State Government	\$0
<b>Total Operating Funds Expended</b>	<b>\$313,466</b>

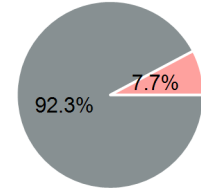
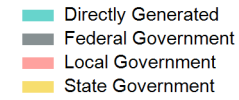
### Operating Funding Sources



### Sources of Capital Funds Expended

Directly Generated	\$0
Federal Government	\$106,900
Local Government	\$8,951
State Government	\$0
<b>Total Capital Funds Expended</b>	<b>\$115,851</b>

### Capital Funding Sources



## 2023 Asset Management

<b>Transit Asset Management (TAM) Tier</b>	Tier II	<b>TAM Sponsor NTD ID</b>	8R01
--	---------	---------------------------	------

### Metrics

Mode	Average Fleet Age in Years
Bus	5.0