

2023 Annual Agency Profile - Navajo Nation (NTD ID 90005)

Mailing Address: FORT DEFIANCE INDUSTRIAL PARK
FORT DEFIANCE, AZ

Website: www.navajotransit.navajo-nsn.gov

Geographic Coverage

Primary Urbanized/Rural Area Arizona Non-UZA

Other Areas Served:

New Mexico Non-UZA, Utah Non-UZA

Assets

Revenue Vehicles 59
Service Vehicles 2
Facilities 1

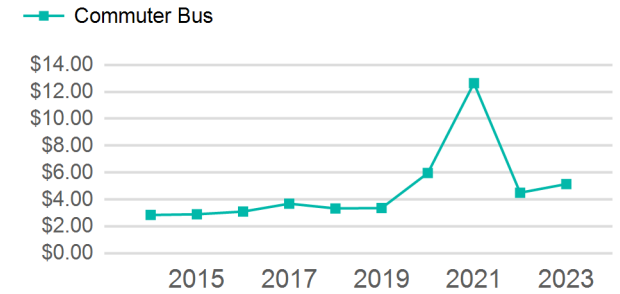
Service Consumed

Annual Unlinked Trips (UPT) 79,017

Service Supplied

Annual Vehicle Revenue Miles (VRM) 477,605
Annual Vehicle Revenue Hours (VRH) 13,819
Vehicles Operated in Maximum Service (VOMS) 18

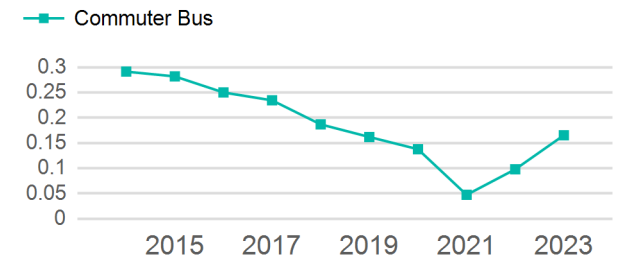
Operating Expenses per Vehicle Revenue Mile



Modal Characteristics

Mode	Annual Unlinked Passenger Trips	Directly Operated VOMS	Purchased Transportation VOMS	Annual Vehicle Revenue Miles	Annual Vehicle Revenue Hours
Commuter Bus	79,017	18	0	477,605	13,819
Total	79,017	18	0	477,605	13,819

Unlinked Passenger Trip per Vehicle Revenue Mile



Metrics

Service Efficiency

Service Effectiveness

Mode	OE per VRM	OE per VRH	UPT per VRM	UPT per VRH	OE per UPT
Commuter Bus	\$5.15	\$177.97	0.2	5.7	\$31.12
Total	\$5.15	\$177.97	0.2	5.7	\$31.12

2023 Annual Agency Profile - Navajo Nation (NTD ID 90005)

2023 Funding Breakdown

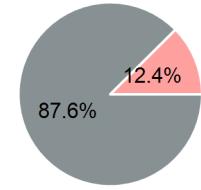
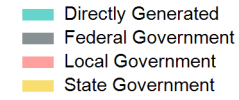
Summary of Operating Expenses (OE)

Mode	Operating Expenses	Fare Revenues
Commuter Bus	\$2,459,367	\$0
Total	\$2,459,367	\$0

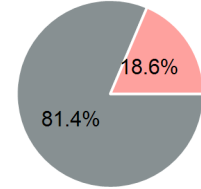
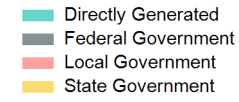
Sources of Operating Funds Expended

Directly Generated	\$0
Federal Government	\$2,154,241
Local Government	\$305,126
State Government	\$0
Total Operating Funds Expended	\$2,459,367

Operating Funding Sources



Capital Funding Sources



Sources of Capital Funds Expended

Directly Generated	\$0
Federal Government	\$7,177
Local Government	\$1,639
State Government	\$0
Total Capital Funds Expended	\$8,816

2023 Asset Management

Transit Asset Management (TAM) Tier	Tier II	TAM Sponsor NTD ID	9R01
--	---------	---------------------------	------

Metrics

Mode	Average Fleet Age in Years
Commuter Bus	4.0