

# 2023 Annual Agency Profile - City of Davis (NTD ID 90167)

**Mailing Address:** 23 RUSSELL BLVD STE 1  
DAVIS, CA

**Website:** <http://cityofdavis.org/city-hall/parks-and-community-services/davis-community-transit>

## Geographic Coverage

**Primary Urbanized/Rural Area** Davis, CA  
**Service Area Population** 69,289  
**Service Area Sq. Miles** 21  
**Other Areas Served:**  
 California Non-UZA

## Assets

**Revenue Vehicles** 4  
**Service Vehicles**  
**Facilities**

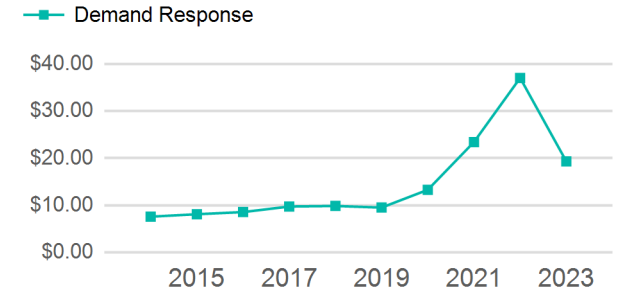
## Service Consumed

**Annual Unlinked Trips (UPT)** 12,956

## Service Supplied

**Annual Vehicle Revenue Miles (VRM)** 47,130  
**Annual Vehicle Revenue Hours (VRH)** 4,558  
**Vehicles Operated in Maximum Service (VOMS)** 3

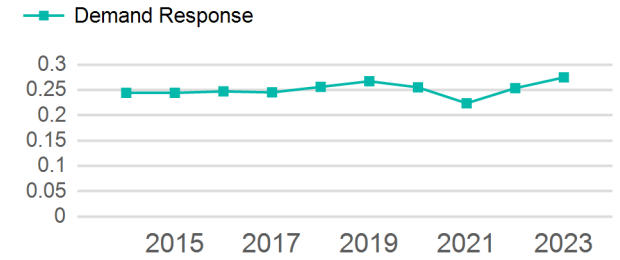
## Operating Expenses per Vehicle Revenue Mile



## Modal Characteristics

Mode	Annual Unlinked Passenger Trips	Directly Operated VOMS	Purchased Transportation VOMS	Annual Vehicle Revenue Miles	Annual Vehicle Revenue Hours
Demand Response	12,956	3	0	47,130	4,558
<b>Total</b>	<b>12,956</b>	<b>3</b>	<b>0</b>	<b>47,130</b>	<b>4,558</b>

## Unlinked Passenger Trip per Vehicle Revenue Mile



Mode	Service Efficiency		Service Effectiveness		
	OE per VRM	OE per VRH	UPT per VRM	UPT per VRH	OE per UPT
Demand Response	\$19.31	\$199.70	0.3	2.8	\$70.26
<b>Total</b>	<b>\$19.31</b>	<b>\$199.70</b>	<b>0.3</b>	<b>2.8</b>	<b>\$70.26</b>

# 2023 Annual Agency Profile - City of Davis (NTD ID 90167)

## 2023 Funding Breakdown

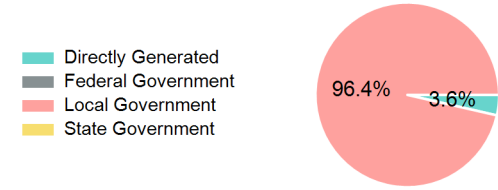
### Summary of Operating Expenses (OE)

Mode	Operating Expenses	Fare Revenues
Demand Response	\$910,233	\$0
<b>Total</b>	<b>\$910,233</b>	<b>\$0</b>

### Sources of Operating Funds Expended

Directly Generated	\$32,427
Federal Government	\$0
Local Government	\$877,806
State Government	\$0
<b>Total Operating Funds Expended</b>	<b>\$910,233</b>

### Operating Funding Sources



### Capital Funding Sources

### Sources of Capital Funds Expended

Directly Generated	\$0
Federal Government	\$0
Local Government	\$0
State Government	\$0
<b>Total Capital Funds Expended</b>	<b>\$0</b>



## 2023 Asset Management

Transit Asset Management (TAM) Tier Tier II

### TAM Sponsor NTD ID

### Metrics

Mode	Average Fleet Age in Years
Demand Response	4.0