

2023 Annual Agency Profile - City of Delano (NTD ID 90238)

Mailing Address: 1120 GLENWOOD ST
DELANO, CA

Website: <http://www.cityofdelano.org/92/Delano-Area-Rapid-Transit-DART>

Geographic Coverage

Primary Urbanized/Rural Area California Non-UZA
Service Area Population 53,041
Service Area Sq. Miles 50
Other Areas Served: California Non-UZA

Assets

Revenue Vehicles 17
Service Vehicles 4
Facilities 2

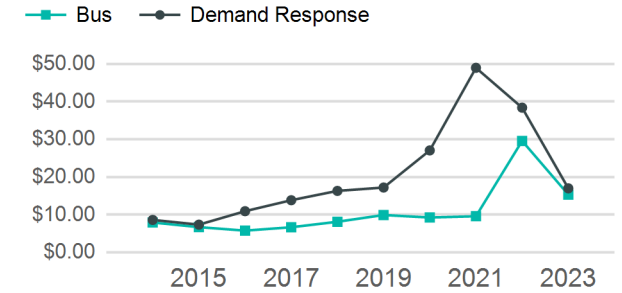
Service Consumed

Annual Unlinked Trips (UPT) 86,236

Service Supplied

Annual Vehicle Revenue Miles (VRM) 144,496
Annual Vehicle Revenue Hours (VRH) 15,881
Vehicles Operated in Maximum Service (VOMS) 9

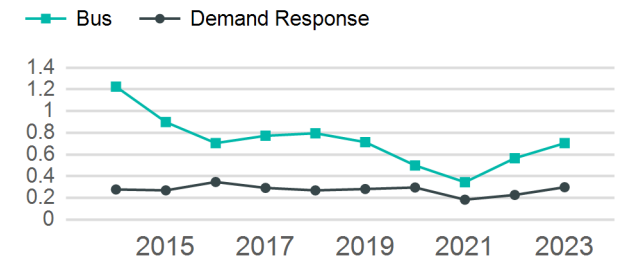
Operating Expenses per Vehicle Revenue Mile



Modal Characteristics

Mode	Annual Unlinked Passenger Trips	Directly Operated VOMS	Purchased Transportation VOMS	Annual Vehicle Revenue Miles	Annual Vehicle Revenue Hours
Bus	74,835	4	0	106,278	9,577
Demand Response	11,401	5	0	38,218	6,304
Total	86,236	9	0	144,496	15,881

Unlinked Passenger Trip per Vehicle Revenue Mile



Metrics

Service Efficiency

Service Effectiveness

Mode	OE per VRM	OE per VRH	UPT per VRM	UPT per VRH	OE per UPT
Bus	\$15.34	\$170.21	0.7	7.8	\$21.78
Demand Response	\$17.00	\$103.07	0.3	1.8	\$56.99
Total	\$15.78	\$143.56	0.6	5.4	\$26.44

2023 Annual Agency Profile - City of Delano (NTD ID 90238)

2023 Funding Breakdown

Summary of Operating Expenses (OE)

Mode	Operating Expenses	Fare Revenues
Bus	\$1,630,072	\$0
Demand Response	\$649,749	\$0
Total	\$2,279,821	\$0

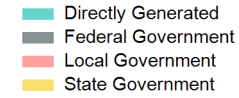
Sources of Operating Funds Expended

Directly Generated	\$347,034
Federal Government	\$1,932,787
Local Government	\$0
State Government	\$0
Total Operating Funds Expended	\$2,279,821

Operating Funding Sources



Capital Funding Sources



Sources of Capital Funds Expended

Directly Generated	\$0
Federal Government	\$31,840
Local Government	\$129,124
State Government	\$128,448
Total Capital Funds Expended	\$289,412

2023 Asset Management

Transit Asset Management (TAM) Tier Tier II

TAM Sponsor NTD ID

Metrics

Mode	Average Fleet Age in Years
Bus	7.4
Demand Response	5.0