

2023 Annual Agency Profile - City of Baldwin Park (NTD ID 90251)

Mailing Address: 14403 E. Pacific Avenue
Baldwin Park, CA

Website: <https://www.baldwinpark.com/public-works/public-transit>

Geographic Coverage

Primary Urbanized/Rural Area Los Angeles--Long Beach--Anaheim, CA
Service Area Population 76,056
Service Area Sq. Miles 7
Other Areas Served:

Assets

Revenue Vehicles 9
Service Vehicles
Facilities 2

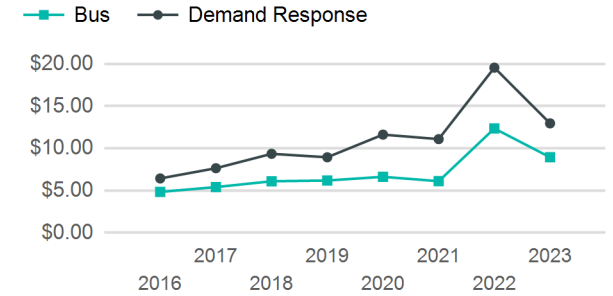
Service Consumed

Annual Unlinked Trips (UPT) 67,519

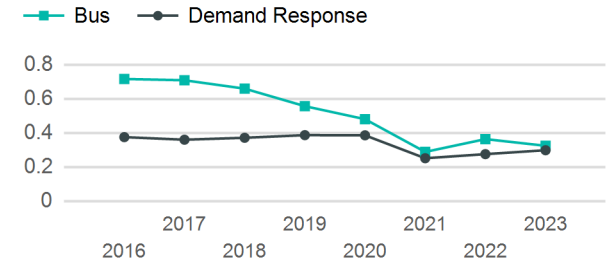
Service Supplied

Annual Vehicle Revenue Miles (VRM) 210,353
Annual Vehicle Revenue Hours (VRH) 22,153
Vehicles Operated in Maximum Service (VOMS) 8

Operating Expenses per Vehicle Revenue Mile



Unlinked Passenger Trip per Vehicle Revenue Mile



Modal Characteristics

Mode	Annual Unlinked Passenger Trips	Directly Operated VOMS	Purchased Transportation VOMS	Annual Vehicle Revenue Miles	Annual Vehicle Revenue Hours
Bus	59,549	0	6	183,638	18,714
Demand Response	7,970	0	2	26,715	3,439
Total	67,519	0	8	210,353	22,153

Metrics

Service Efficiency

Service Effectiveness

Mode	OE per VRM	OE per VRH	UPT per VRM	UPT per VRH	OE per UPT
Bus	\$8.94	\$87.72	0.3	3.2	\$27.57
Demand Response	\$12.95	\$100.63	0.3	2.3	\$43.42
Total	\$9.45	\$89.73	0.3	3.0	\$29.44

2023 Annual Agency Profile - City of Baldwin Park (NTD ID 90251)

2023 Funding Breakdown

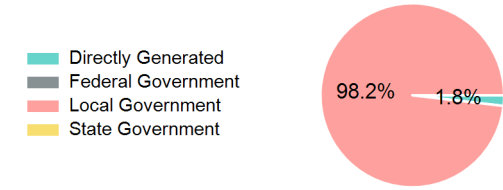
Summary of Operating Expenses (OE)

Mode	Operating Expenses	Fare Revenues
Bus	\$1,641,649	\$0
Demand Response	\$346,081	\$0
Total	\$1,987,730	\$0

Sources of Operating Funds Expended

Directly Generated	\$37,907
Federal Government	\$0
Local Government	\$2,018,528
State Government	\$0
Total Operating Funds Expended	\$2,056,435

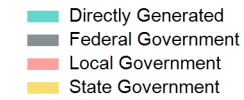
Operating Funding Sources



Capital Funding Sources

Sources of Capital Funds Expended

Directly Generated	\$0
Federal Government	\$0
Local Government	\$0
State Government	\$0
Total Capital Funds Expended	\$0



2023 Asset Management

Transit Asset Management (TAM) Tier: Tier II TAM Sponsor NTD ID: A0003

Metrics

Mode	Average Fleet Age in Years
Bus	7.4
Demand Response	7.5