

2023 Annual Agency Profile - City of Bell Gardens (NTD ID 90253)

Mailing Address: 7100 GARFIELD AVE
BELL, CA

Website: www.bellgardens.org/government/city-departments/public-works/transportation

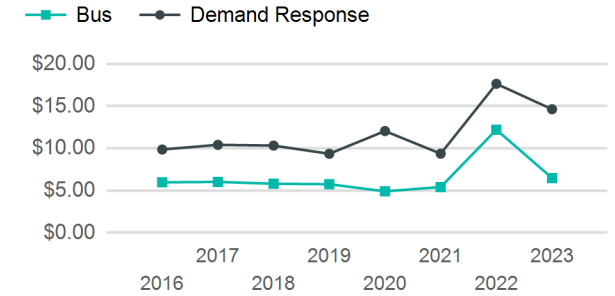
Geographic Coverage

Primary Urbanized/Rural Area Los Angeles--Long Beach--Anaheim, CA
Service Area Population 42,889
Service Area Sq. Miles 2
Other Areas Served:

Service Consumed

Annual Unlinked Trips (UPT) 125,520

Operating Expenses per Vehicle Revenue Mile



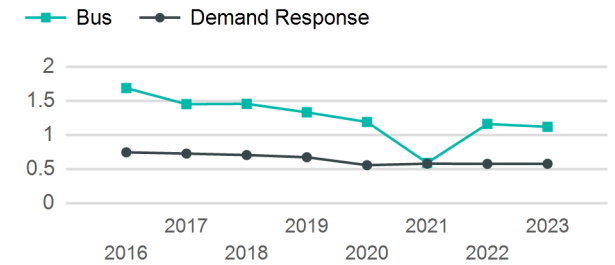
Assets

Revenue Vehicles 7
Service Vehicles
Facilities

Service Supplied

Annual Vehicle Revenue Miles (VRM) 124,758
Annual Vehicle Revenue Hours (VRH) 13,281
Vehicles Operated in Maximum Service (VOMS) 5

Unlinked Passenger Trip per Vehicle Revenue Mile



Modal Characteristics

Mode	Annual Unlinked Passenger Trips	Directly Operated VOMS	Purchased Transportation VOMS	Annual Vehicle Revenue Miles	Annual Vehicle Revenue Hours
Bus	110,627	0	3	98,902	9,390
Demand Response	14,893	0	2	25,856	3,891
Total	125,520	0	5	124,758	13,281

Metrics

Service Efficiency

Service Effectiveness

Mode	OE per VRM	OE per VRH	UPT per VRM	UPT per VRH	OE per UPT
Bus	\$6.48	\$68.22	1.1	11.8	\$5.79
Demand Response	\$14.63	\$97.20	0.6	3.8	\$25.40
Total	\$8.17	\$76.71	1.0	9.5	\$8.12

2023 Annual Agency Profile - City of Bell Gardens (NTD ID 90253)

2023 Funding Breakdown


Summary of Operating Expenses (OE)

Mode	Operating Expenses	Fare Revenues
Bus	\$640,604	\$0
Demand Response	\$378,217	\$0
Total	\$1,018,821	\$0

Sources of Operating Funds Expended

Directly Generated	\$38,514
Federal Government	\$0
Local Government	\$1,050,798
State Government	\$0
Total Operating Funds Expended	\$1,089,312

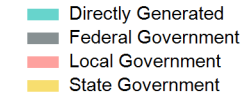
Operating Funding Sources



Capital Funding Sources

Sources of Capital Funds Expended

Directly Generated	\$0
Federal Government	\$0
Local Government	\$0
State Government	\$0
Total Capital Funds Expended	\$0



2023 Asset Management

Transit Asset Management (TAM) Tier: Tier II TAM Sponsor NTD ID: A0003

Metrics

Mode	Average Fleet Age in Years
Bus	3.0
Demand Response	2.7