

2023 Annual Agency Profile - Los Angeles County (NTD ID 90273)

Mailing Address: 900 S FREMONT AVE
Alhambra, CA

Website: <https://www.dpw.lacounty.gov/landing/transportation.cfm>

Geographic Coverage

Primary Urbanized/Rural Area Los Angeles--Long Beach--Anaheim, CA
Service Area Population 63,387
Service Area Sq. Miles 7
Other Areas Served:

Assets

Revenue Vehicles 4
Service Vehicles
Facilities

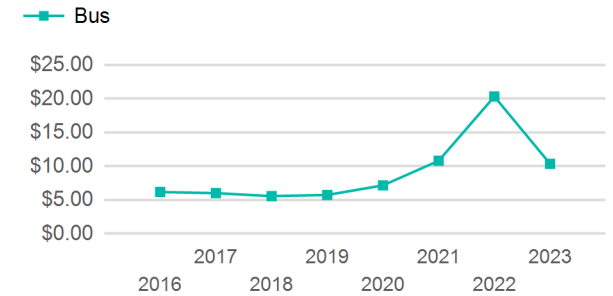
Service Consumed

Annual Unlinked Trips (UPT) 125,593

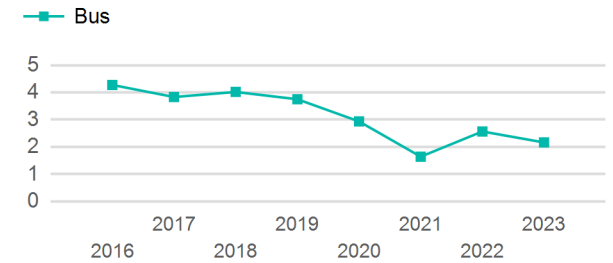
Service Supplied

Annual Vehicle Revenue Miles (VRM) 58,082
Annual Vehicle Revenue Hours (VRH) 6,590
Vehicles Operated in Maximum Service (VOMS) 2

Operating Expenses per Vehicle Revenue Mile



Unlinked Passenger Trip per Vehicle Revenue Mile



Modal Characteristics

Mode	Annual Unlinked Passenger Trips	Directly Operated VOMS	Purchased Transportation VOMS	Annual Vehicle Revenue Miles	Annual Vehicle Revenue Hours
Bus	125,593	0	2	58,082	6,590
Total	125,593	0	2	58,082	6,590

Metrics

Service Efficiency

Service Effectiveness

Mode	OE per VRM	OE per VRH	UPT per VRM	UPT per VRH	OE per UPT
Bus	\$10.36	\$91.28	2.2	19.1	\$4.79
Total	\$10.36	\$91.28	2.2	19.1	\$4.79

2023 Annual Agency Profile - Los Angeles County (NTD ID 90273)

2023 Funding Breakdown

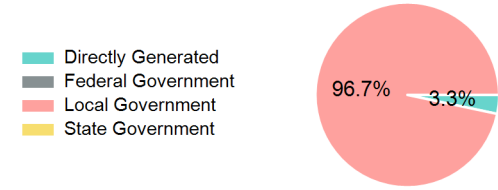
Summary of Operating Expenses (OE)

Mode	Operating Expenses	Fare Revenues
Bus	\$601,537	\$0
Total	\$601,537	\$0

Sources of Operating Funds Expended

Directly Generated	\$20,918
Federal Government	\$0
Local Government	\$613,251
State Government	\$0
Total Operating Funds Expended	\$634,169

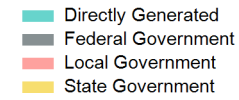
Operating Funding Sources



Capital Funding Sources

Sources of Capital Funds Expended

Directly Generated	\$0
Federal Government	\$0
Local Government	\$0
State Government	\$0
Total Capital Funds Expended	\$0



2023 Asset Management

Transit Asset Management (TAM) Tier: Tier II TAM Sponsor NTD ID: A0003

Metrics

Mode	Average Fleet Age in Years
Bus	3.5