

2023 Annual Agency Profile - Los Angeles County (NTD ID 90275)

Mailing Address: 900 S FREMONT AVE
Alhambra, CA

Website: www.lagobus.info

Geographic Coverage

Primary Urbanized/Rural Area Los Angeles--Long Beach--Anaheim, CA
Service Area Population 27,897
Service Area Sq. Miles 16
Other Areas Served:

Service Consumed

Annual Unlinked Trips (UPT) 30,019

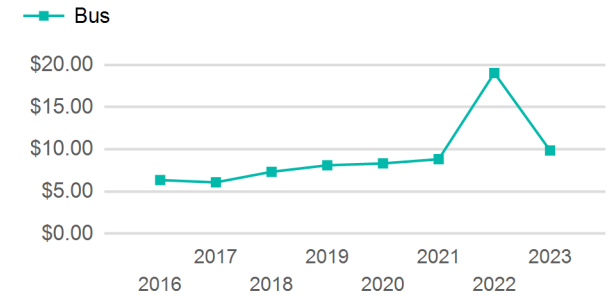
Assets

Revenue Vehicles 1
Service Vehicles
Facilities

Service Supplied

Annual Vehicle Revenue Miles (VRM) 27,669
Annual Vehicle Revenue Hours (VRH) 3,286
Vehicles Operated in Maximum Service (VOMS) 1

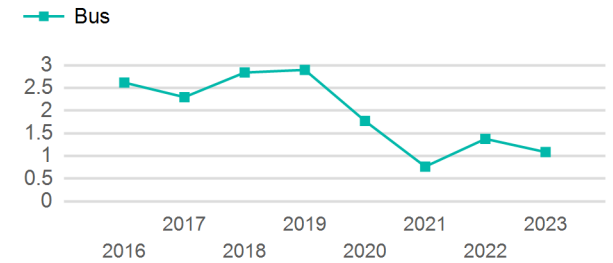
Operating Expenses per Vehicle Revenue Mile



Modal Characteristics

Mode	Annual Unlinked Passenger Trips	Directly Operated VOMS	Purchased Transportation VOMS	Annual Vehicle Revenue Miles	Annual Vehicle Revenue Hours
Bus	30,019	0	1	27,669	3,286
Total	30,019	0	1	27,669	3,286

Unlinked Passenger Trip per Vehicle Revenue Mile



Metrics

Service Efficiency

Service Effectiveness

Mode	OE per VRM	OE per VRH	UPT per VRM	UPT per VRH	OE per UPT
Bus	\$9.86	\$83.02	1.1	9.1	\$9.09
Total	\$9.86	\$83.02	1.1	9.1	\$9.09

2023 Annual Agency Profile - Los Angeles County (NTD ID 90275)

2023 Funding Breakdown

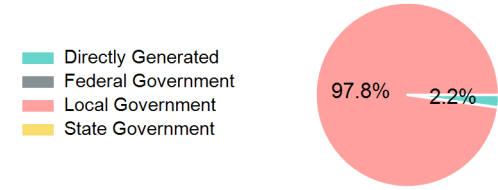
Summary of Operating Expenses (OE)

Mode	Operating Expenses	Fare Revenues
Bus	\$272,798	\$0
Total	\$272,798	\$0

Sources of Operating Funds Expended

Directly Generated	\$6,647
Federal Government	\$0
Local Government	\$298,783
State Government	\$0
Total Operating Funds Expended	\$305,430

Operating Funding Sources



Capital Funding Sources

Sources of Capital Funds Expended

Directly Generated	\$0
Federal Government	\$0
Local Government	\$0
State Government	\$0
Total Capital Funds Expended	\$0



2023 Asset Management

Transit Asset Management (TAM) Tier	Tier II	TAM Sponsor NTD ID	A0003
--	---------	---------------------------	-------

Metrics

Mode	Average Fleet Age in Years
Bus	0.0