

2023 Annual Agency Profile - Los Angeles County (NTD ID 90278)

Mailing Address: 900 S FREMONT AVE
Alhambra, CA

Website: <http://www.dpw.lacounty.gov/transit>

Geographic Coverage

Primary Urbanized/Rural Area Los Angeles--Long Beach--Anaheim, CA
Service Area Population 24,798
Service Area Sq. Miles 36
Other Areas Served:

Assets

Revenue Vehicles 3
Service Vehicles
Facilities

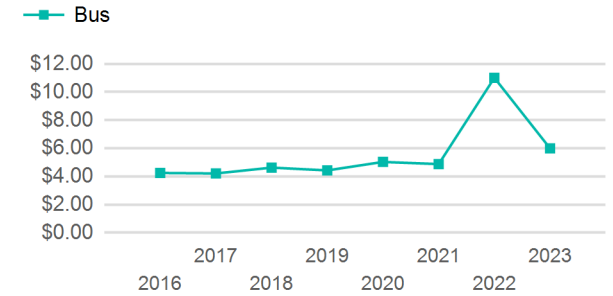
Service Consumed

Annual Unlinked Trips (UPT) 24,769

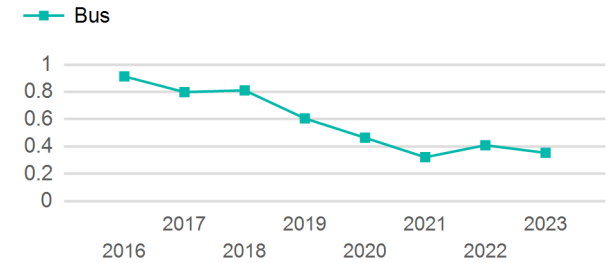
Service Supplied

Annual Vehicle Revenue Miles (VRM) 70,091
Annual Vehicle Revenue Hours (VRH) 6,574
Vehicles Operated in Maximum Service (VOMS) 3

Operating Expenses per Vehicle Revenue Mile



Unlinked Passenger Trip per Vehicle Revenue Mile



Modal Characteristics

Mode	Annual Unlinked Passenger Trips	Directly Operated VOMS	Purchased Transportation VOMS	Annual Vehicle Revenue Miles	Annual Vehicle Revenue Hours
Bus	24,769	0	3	70,091	6,574
Total	24,769	0	3	70,091	6,574

Metrics

Service Efficiency

Service Effectiveness

Mode	OE per VRM	OE per VRH	UPT per VRM	UPT per VRH	OE per UPT
Bus	\$6.00	\$63.92	0.4	3.8	\$16.97
Total	\$6.00	\$63.92	0.4	3.8	\$16.97

2023 Annual Agency Profile - Los Angeles County (NTD ID 90278)

2023 Funding Breakdown

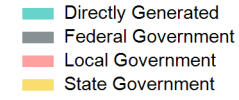
Summary of Operating Expenses (OE)

Mode	Operating Expenses	Fare Revenues
Bus	\$420,240	\$0
Total	\$420,240	\$0

Sources of Operating Funds Expended

Directly Generated	\$3,640
Federal Government	\$0
Local Government	\$449,232
State Government	\$0
Total Operating Funds Expended	\$452,872

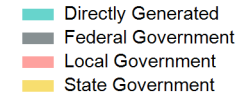
Operating Funding Sources



Capital Funding Sources

Sources of Capital Funds Expended

Directly Generated	\$0
Federal Government	\$0
Local Government	\$0
State Government	\$0
Total Capital Funds Expended	\$0



2023 Asset Management

Transit Asset Management (TAM) Tier	Tier II	TAM Sponsor NTD ID	A0003
--	---------	---------------------------	-------

Metrics

Mode	Average Fleet Age in Years
Bus	0.0