

2023 Annual Agency Profile - City of Artesia (NTD ID 90300)

Mailing Address: 18747 CLARKDALE AVE
ARTESIA, CA

Website: <http://www.cityofartesia.us/index.aspx?NID=189>

Geographic Coverage

Primary Urbanized/Rural Area Los Angeles--Long Beach--Anaheim, CA
Service Area Population 16,736
Service Area Sq. Miles 2
Other Areas Served:

Assets

Revenue Vehicles 5
Service Vehicles
Facilities 1

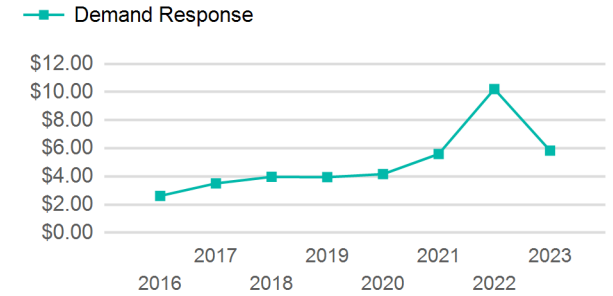
Service Consumed

Annual Unlinked Trips (UPT) 1,996

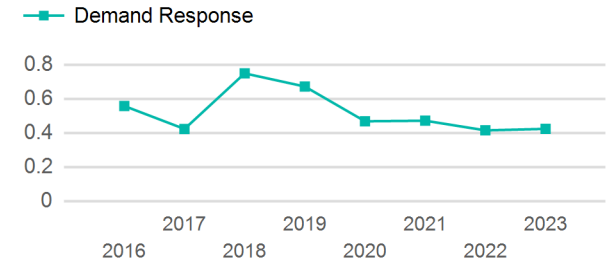
Service Supplied

Annual Vehicle Revenue Miles (VRM) 4,712
Annual Vehicle Revenue Hours (VRH) 287
Vehicles Operated in Maximum Service (VOMS) 5

Operating Expenses per Vehicle Revenue Mile



Unlinked Passenger Trip per Vehicle Revenue Mile



Modal Characteristics

Mode	Annual Unlinked Passenger Trips	Directly Operated VOMS	Purchased Transportation VOMS	Annual Vehicle Revenue Miles	Annual Vehicle Revenue Hours
Demand Response	1,996	0	5	4,712	287
Total	1,996	0	5	4,712	287

Metrics

Service Efficiency

Service Effectiveness

Mode	OE per VRM	OE per VRH	UPT per VRM	UPT per VRH	OE per UPT
Demand Response	\$5.84	\$95.81	0.4	7.0	\$13.78
Total	\$5.84	\$95.81	0.4	7.0	\$13.78

2023 Annual Agency Profile - City of Artesia (NTD ID 90300)

2023 Funding Breakdown

Summary of Operating Expenses (OE)

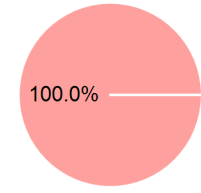
Mode	Operating Expenses	Fare Revenues
Demand Response	\$27,498	\$0
Total	\$27,498	\$0

Sources of Operating Funds Expended

Directly Generated	\$0
Federal Government	\$0
Local Government	\$34,242
State Government	\$0
Total Operating Funds Expended	\$34,242

Operating Funding Sources

- Directly Generated
- Federal Government
- Local Government
- State Government



Capital Funding Sources

- Directly Generated
- Federal Government
- Local Government
- State Government

Sources of Capital Funds Expended

Directly Generated	\$0
Federal Government	\$0
Local Government	\$0
State Government	\$0
Total Capital Funds Expended	\$0

2023 Asset Management

Transit Asset Management (TAM) Tier	Tier II	TAM Sponsor NTD ID	A0003
--	---------	---------------------------	-------

Metrics

Mode	Average Fleet Age in Years
Demand Response	0.0