

2023 Annual Agency Profile - Town of Prescott Valley (NTD ID 90307)

Mailing Address: 7501 E SKOOG BLVD
PRESCOTT VALLEY, AZ

Website: <https://www.prescottvalley-az.gov/183/Public-Transit>

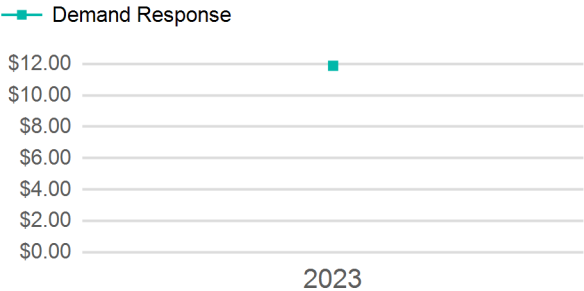
Geographic Coverage

Primary Urbanized/Rural Area	Prescott--Prescott Valley, AZ
Service Area Population	31,200
Service Area Sq. Miles	12
Other Areas Served:	

Service Consumed

Annual Unlinked Trips (UPT) 11,936

Operating Expenses per Vehicle Revenue Mile



Assets

Revenue Vehicles	4
Service Vehicles	
Facilities	

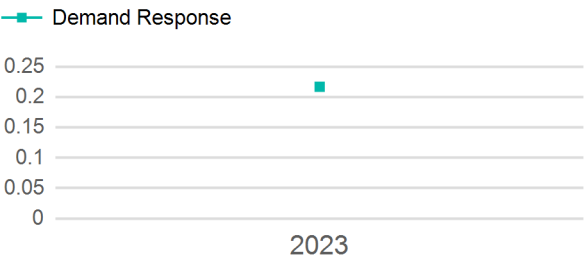
Service Supplied

Annual Vehicle Revenue Miles (VRM)	55,043
Annual Vehicle Revenue Hours (VRH)	5,469
Vehicles Operated in Maximum Service (VOMS)	4

Modal Characteristics

Mode	Annual Unlinked Passenger Trips	Directly Operated VOMS	Purchased Transportation VOMS	Annual Vehicle Revenue Miles	Annual Vehicle Revenue Hours
Demand Response	11,936	0	4	55,043	5,469
Total	11,936	0	4	55,043	5,469

Unlinked Passenger Trip per Vehicle Revenue Mile



Metrics	Service Efficiency		Service Effectiveness		
Mode	OE per VRM	OE per VRH	UPT per VRM	UPT per VRH	OE per UPT
Demand Response	\$11.88	\$119.58	0.2	2.2	\$54.79
Total	\$11.88	\$119.58	0.2	2.2	\$54.79

2023 Annual Agency Profile - Town of Prescott Valley (NTD ID 90307)

2023 Funding Breakdown

Summary of Operating Expenses (OE)

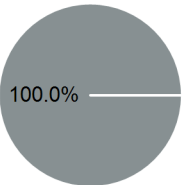
Sources of Operating Funds Expended

Operating Funding Sources

Mode	Operating Expenses	Fare Revenues
Demand Response	\$653,970	\$0
Total	\$653,970	\$0

Directly Generated	\$0
Federal Government	\$662,970
Local Government	\$0
State Government	\$0
Total Operating Funds Expended	\$662,970

- Directly Generated
- Federal Government
- Local Government
- State Government

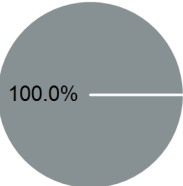


Capital Funding Sources

Sources of Capital Funds Expended

Directly Generated	\$0
Federal Government	\$542,332
Local Government	\$0
State Government	\$0
Total Capital Funds Expended	\$542,332

- Directly Generated
- Federal Government
- Local Government
- State Government



2023 Asset Management

Transit Asset Management (TAM) Tier

Tier II

TAM Sponsor NTD ID

Metrics

Mode	Average Fleet Age in Years
Demand Response	2.3