

2023 Annual Agency Profile - City of Arcata (NTD ID 91018)

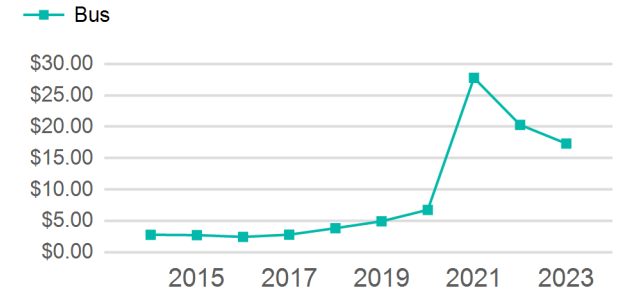
Mailing Address: 736 F ST
ARCATA, CA

Website: <http://www.cityofarcata.org/>

Service Consumed

Annual Unlinked Trips (UPT) 63,140

Operating Expenses per Vehicle Revenue Mile



Assets

Revenue Vehicles	2
Service Vehicles	3
Facilities	1

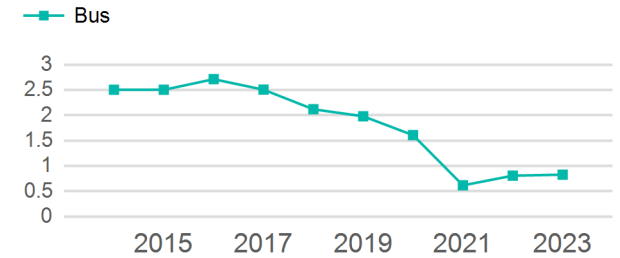
Service Supplied

Annual Vehicle Revenue Miles (VRM)	76,242
Annual Vehicle Revenue Hours (VRH)	5,673
Vehicles Operated in Maximum Service (VOMS)	2

Modal Characteristics

Mode	Annual Unlinked Passenger Trips	Directly Operated VOMS	Purchased Transportation VOMS	Annual Vehicle Revenue Miles	Annual Vehicle Revenue Hours
Bus	63,140	0	2	76,242	5,673
Total	63,140	0	2	76,242	5,673

Unlinked Passenger Trip per Vehicle Revenue Mile



Metrics

Service Efficiency

Service Effectiveness

Mode	OE per VRM	OE per VRH	UPT per VRM	UPT per VRH	OE per UPT
Bus	\$14.35	\$192.80	0.8	11.1	\$17.32
Total	\$14.35	\$192.80	0.8	11.1	\$17.32

2023 Annual Agency Profile - City of Arcata (NTD ID 91018)

2023 Funding Breakdown

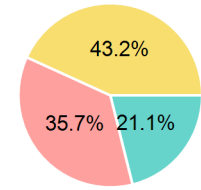
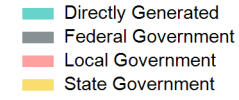
Summary of Operating Expenses (OE)

Mode	Operating Expenses	Fare Revenues
Bus	\$1,093,730	\$0
Total	\$1,093,730	\$0

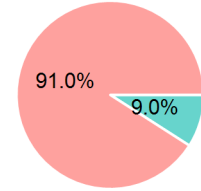
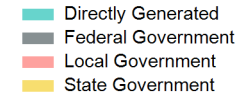
Sources of Operating Funds Expended

Directly Generated	\$230,872
Federal Government	\$0
Local Government	\$390,176
State Government	\$472,682
Total Operating Funds Expended	\$1,093,730

Operating Funding Sources



Capital Funding Sources



Sources of Capital Funds Expended

Directly Generated	\$93,340
Federal Government	\$0
Local Government	\$939,266
State Government	\$0
Total Capital Funds Expended	\$1,032,606

2023 Asset Management

Transit Asset Management (TAM) Tier	Tier II	TAM Sponsor NTD ID	A0009
--------------------------------------------	---------	---------------------------	-------

Metrics

Mode	Average Fleet Age in Years
Bus	14.0