

2023 Annual Agency Profile - City of Needles (NTD ID 91020)

Mailing Address: 817 3RD ST
NEEDLES, CA

Website: <http://www.cityofneedles.com/>

Service Consumed

Annual Unlinked Trips (UPT) 19,201

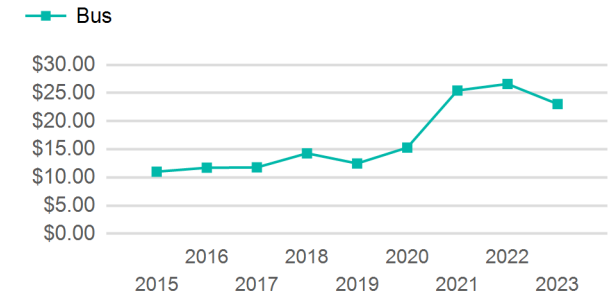
Assets

Revenue Vehicles 3
Service Vehicles
Facilities 1

Service Supplied

Annual Vehicle Revenue Miles (VRM) 50,757
Annual Vehicle Revenue Hours (VRH) 3,444
Vehicles Operated in Maximum Service (VOMS) 1

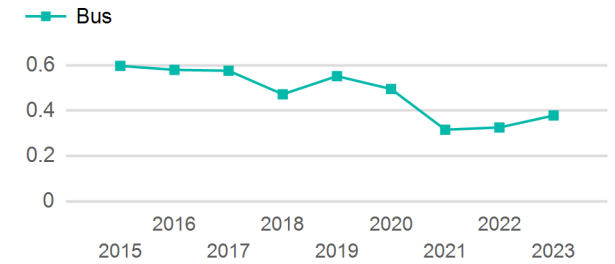
Operating Expenses per Vehicle Revenue Mile



Modal Characteristics

Mode	Annual Unlinked Passenger Trips	Directly Operated VOMS	Purchased Transportation VOMS	Annual Vehicle Revenue Miles	Annual Vehicle Revenue Hours
Bus	19,201	0	1	50,757	3,444
Total	19,201	0	1	50,757	3,444

Unlinked Passenger Trip per Vehicle Revenue Mile



Mode	Service Efficiency		Service Effectiveness		
	OE per VRM	OE per VRH	UPT per VRM	UPT per VRH	OE per UPT
Bus	\$8.72	\$128.51	0.4	5.6	\$23.05
Total	\$8.72	\$128.51	0.4	5.6	\$23.05

2023 Annual Agency Profile - City of Needles (NTD ID 91020)

2023 Funding Breakdown

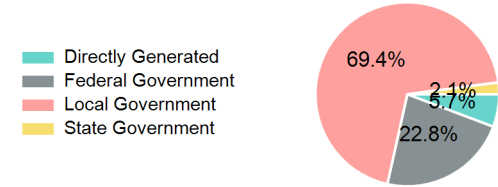
Summary of Operating Expenses (OE)

Mode	Operating Expenses	Fare Revenues
Bus	\$442,576	\$0
Total	\$442,576	\$0

Sources of Operating Funds Expended

Directly Generated	\$25,381
Federal Government	\$100,716
Local Government	\$307,356
State Government	\$9,123
Total Operating Funds Expended	\$442,576

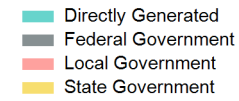
Operating Funding Sources



Capital Funding Sources

Sources of Capital Funds Expended

Directly Generated	\$0
Federal Government	\$0
Local Government	\$0
State Government	\$0
Total Capital Funds Expended	\$0



2023 Asset Management

Transit Asset Management (TAM) Tier Tier II

TAM Sponsor NTD ID

Metrics

Mode	Average Fleet Age in Years
Bus	7.0