

2023 Annual Agency Profile - Lincoln County (NTD ID 91022)

Mailing Address: 181 MAIN ST
PIOCHE, NV

Website: <http://www.lincolncountynv.org>

Service Consumed

Annual Unlinked Trips (UPT) 1,952

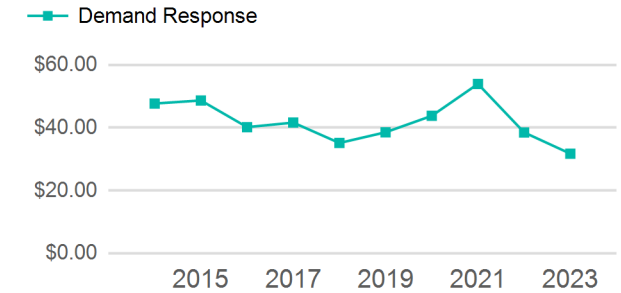
Assets

Revenue Vehicles 4
Service Vehicles
Facilities

Service Supplied

Annual Vehicle Revenue Miles (VRM) 32,167
Annual Vehicle Revenue Hours (VRH) 1,539
Vehicles Operated in Maximum Service (VOMS) 4

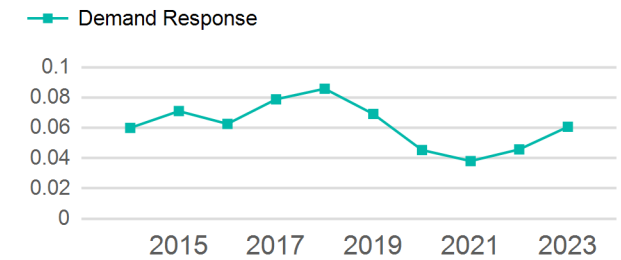
Operating Expenses per Vehicle Revenue Mile



Modal Characteristics

Mode	Annual Unlinked Passenger Trips	Directly Operated VOMS	Purchased Transportation VOMS	Annual Vehicle Revenue Miles	Annual Vehicle Revenue Hours
Demand Response	1,952	4	0	32,167	1,539
Total	1,952	4	0	32,167	1,539

Unlinked Passenger Trip per Vehicle Revenue Mile



Metrics

Service Efficiency

Service Effectiveness

Mode	OE per VRM	OE per VRH	UPT per VRM	UPT per VRH	OE per UPT
Demand Response	\$1.93	\$40.28	0.1	1.3	\$31.76
Total	\$1.93	\$40.28	0.1	1.3	\$31.76

2023 Annual Agency Profile - Lincoln County (NTD ID 91022)

2023 Funding Breakdown

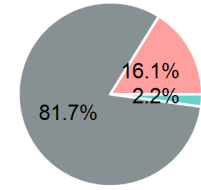
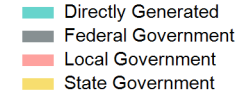
Summary of Operating Expenses (OE)

Mode	Operating Expenses	Fare Revenues
Demand Response	\$61,990	\$0
Total	\$61,990	\$0

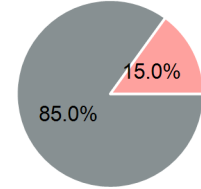
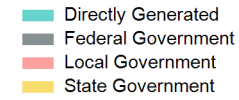
Sources of Operating Funds Expended

Directly Generated	\$1,334
Federal Government	\$50,665
Local Government	\$9,991
State Government	\$0
Total Operating Funds Expended	\$61,990

Operating Funding Sources



Capital Funding Sources



Sources of Capital Funds Expended

Directly Generated	\$0
Federal Government	\$76,490
Local Government	\$13,498
State Government	\$0
Total Capital Funds Expended	\$89,988

2023 Asset Management

Transit Asset Management (TAM) Tier	Tier II	TAM Sponsor NTD ID	9R04
--	---------	---------------------------	------

Metrics

Mode	Average Fleet Age in Years
Demand Response	6.0