

2023 Annual Agency Profile - Trinity County (NTD ID 91035)

Mailing Address: 31301 STATE HWY 3
WEAVERVILLE, CA

Website: <http://www.trinitycounty.org/>

Service Consumed

Annual Unlinked Trips (UPT) 7,278

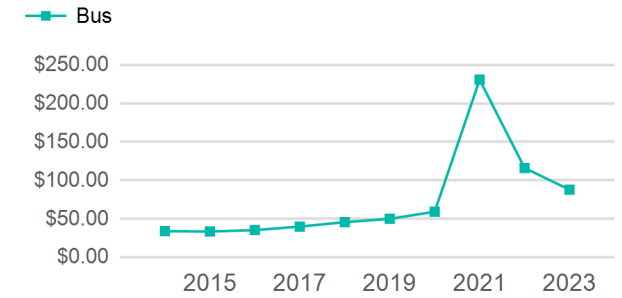
Assets

Revenue Vehicles 8
Service Vehicles 1
Facilities 1

Service Supplied

Annual Vehicle Revenue Miles (VRM) 116,650
Annual Vehicle Revenue Hours (VRH) 3,462
Vehicles Operated in Maximum Service (VOMS) 4

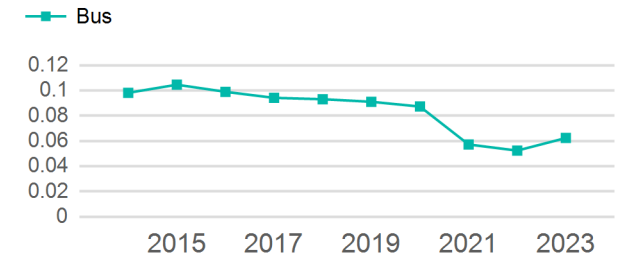
Operating Expenses per Vehicle Revenue Mile



Modal Characteristics

Mode	Annual Unlinked Passenger Trips	Directly Operated VOMS	Purchased Transportation VOMS	Annual Vehicle Revenue Miles	Annual Vehicle Revenue Hours
Bus	7,278	4	0	116,650	3,462
Total	7,278	4	0	116,650	3,462

Unlinked Passenger Trip per Vehicle Revenue Mile



Mode	Service Efficiency		Service Effectiveness		
	OE per VRM	OE per VRH	UPT per VRM	UPT per VRH	OE per UPT
Bus	\$5.49	\$184.91	0.1	2.1	\$87.96
Total	\$5.49	\$184.91	0.1	2.1	\$87.96

2023 Annual Agency Profile - Trinity County (NTD ID 91035)

2023 Funding Breakdown

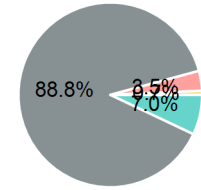
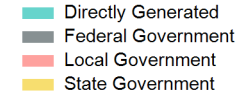
Summary of Operating Expenses (OE)

Mode	Operating Expenses	Fare Revenues
Bus	\$640,150	\$0
Total	\$640,150	\$0

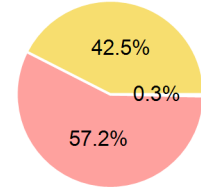
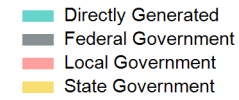
Sources of Operating Funds Expended

Directly Generated	\$44,803
Federal Government	\$568,533
Local Government	\$22,210
State Government	\$4,604
Total Operating Funds Expended	\$640,150

Operating Funding Sources



Capital Funding Sources



Sources of Capital Funds Expended

Directly Generated	\$1,394
Federal Government	\$0
Local Government	\$233,884
State Government	\$173,924
Total Capital Funds Expended	\$409,202

2023 Asset Management

Transit Asset Management (TAM) Tier Tier II

TAM Sponsor NTD ID

Metrics

Mode	Average Fleet Age in Years
Bus	6.4