

2023 Annual Agency Profile - City of Bullhead (NTD ID 91037)

Mailing Address: 2355 TRANE RD
BULLHEAD CITY, AZ

Website: <https://www.bullheadcity.com/community/bullhead-area-transit-system>

Geographic Coverage

Primary Urbanized/Rural Area Bullhead City, AZ--NV
Service Area Population 41,348
Service Area Sq. Miles 28
Other Areas Served:

Assets

Revenue Vehicles 11
Service Vehicles
Facilities

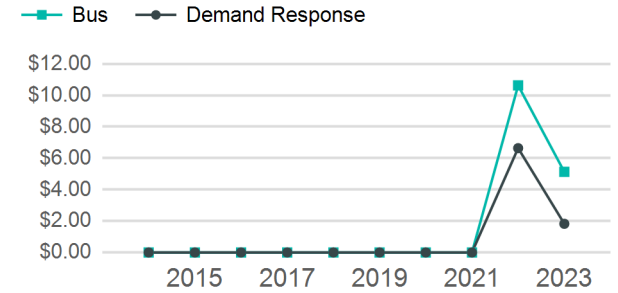
Service Consumed

Annual Unlinked Trips (UPT) 123,815

Service Supplied

Annual Vehicle Revenue Miles (VRM) 294,920
Annual Vehicle Revenue Hours (VRH) 19,070
Vehicles Operated in Maximum Service (VOMS) 12

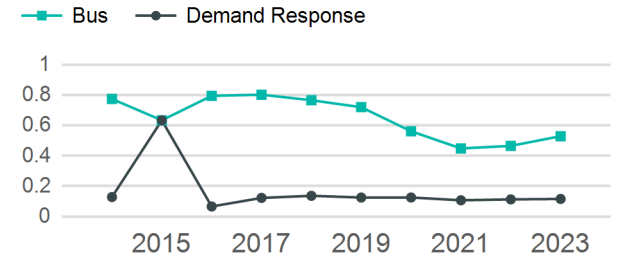
Operating Expenses per Vehicle Revenue Mile



Modal Characteristics

Mode	Annual Unlinked Passenger Trips	Directly Operated VOMS	Purchased Transportation VOMS	Annual Vehicle Revenue Miles	Annual Vehicle Revenue Hours
Bus	114,727	8	0	216,708	14,484
Demand Response	9,088	4	0	78,212	4,586
Total	123,815	12	0	294,920	19,070

Unlinked Passenger Trip per Vehicle Revenue Mile



Metrics

Service Efficiency

Service Effectiveness

Mode	OE per VRM	OE per VRH	UPT per VRM	UPT per VRH	OE per UPT
Bus	\$5.13	\$76.75	0.5	7.9	\$9.69
Demand Response	\$1.82	\$31.10	0.1	2.0	\$15.69
Total	\$4.25	\$65.77	0.4	6.5	\$10.13

2023 Annual Agency Profile - City of Bullhead (NTD ID 91037)

2023 Funding Breakdown

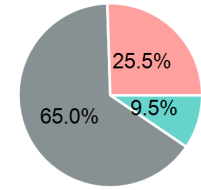
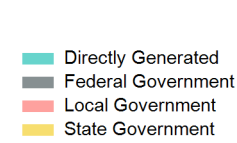
Summary of Operating Expenses (OE)

Mode	Operating Expenses	Fare Revenues
Bus	\$1,111,702	\$0
Demand Response	\$142,621	\$0
Total	\$1,254,323	\$0

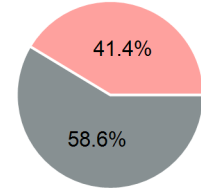
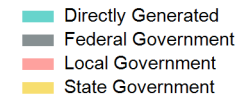
Sources of Operating Funds Expended

Directly Generated	\$118,938
Federal Government	\$815,266
Local Government	\$320,119
State Government	\$0
Total Operating Funds Expended	\$1,254,323

Operating Funding Sources



Capital Funding Sources



Sources of Capital Funds Expended

Directly Generated	\$0
Federal Government	\$111,038
Local Government	\$78,341
State Government	\$0
Total Capital Funds Expended	\$189,379

2023 Asset Management

Transit Asset Management (TAM) Tier Tier II

TAM Sponsor NTD ID

Metrics

Mode	Average Fleet Age in Years
Bus	7.5
Demand Response	4.0