

# 2023 Annual Agency Profile - Sierra County (NTD ID 91038)

**Mailing Address:** 101 COURTHOUSE SQ  
DOWNIEVILLE, CA

**Website:** <http://sierracounty.ca.gov/>

## Service Consumed

Annual Unlinked Trips (UPT) 2,534

## Service Supplied

Annual Vehicle Revenue Miles (VRM) 65,702

Annual Vehicle Revenue Hours (VRH) 3,098

Vehicles Operated in Maximum Service (VOMS) 4

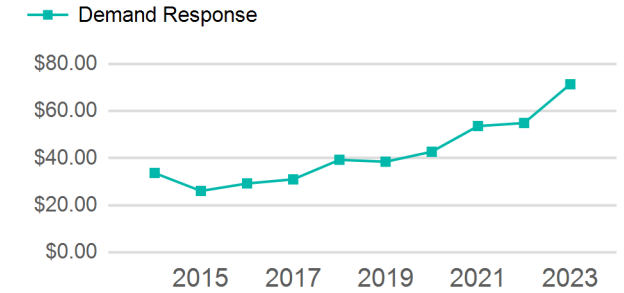
## Assets

Revenue Vehicles 4

Service Vehicles

Facilities

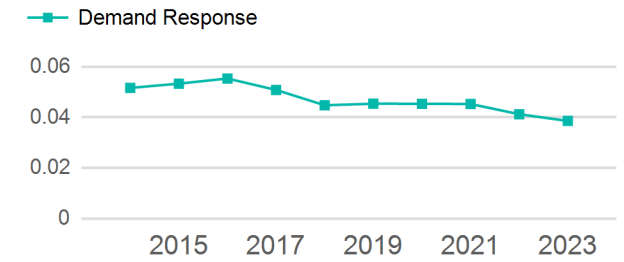
## Operating Expenses per Vehicle Revenue Mile



## Modal Characteristics

Mode	Annual Unlinked Passenger Trips	Directly Operated VOMS	Purchased Transportation VOMS	Annual Vehicle Revenue Miles	Annual Vehicle Revenue Hours
Demand Response	2,534	0	4	65,702	3,098
<b>Total</b>	<b>2,534</b>	<b>0</b>	<b>4</b>	<b>65,702</b>	<b>3,098</b>

## Unlinked Passenger Trip per Vehicle Revenue Mile



Mode	Service Efficiency		Service Effectiveness		
	OE per VRM	OE per VRH	UPT per VRM	UPT per VRH	OE per UPT
Demand Response	\$2.75	\$58.39	0.0	0.8	\$71.39
<b>Total</b>	<b>\$2.75</b>	<b>\$58.39</b>	<b>0.0</b>	<b>0.8</b>	<b>\$71.39</b>

# 2023 Annual Agency Profile - Sierra County (NTD ID 91038)

## 2023 Funding Breakdown

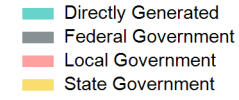
### Summary of Operating Expenses (OE)

Mode	Operating Expenses	Fare Revenues
Demand Response	\$180,894	\$0
<b>Total</b>	<b>\$180,894</b>	<b>\$0</b>

### Sources of Operating Funds Expended

Directly Generated	\$22,516
Federal Government	\$142,061
Local Government	\$16,317
State Government	\$0
<b>Total Operating Funds Expended</b>	<b>\$180,894</b>

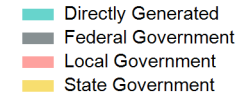
### Operating Funding Sources



### Capital Funding Sources

### Sources of Capital Funds Expended

Directly Generated	\$0
Federal Government	\$0
Local Government	\$0
State Government	\$0
<b>Total Capital Funds Expended</b>	<b>\$0</b>



## 2023 Asset Management

Transit Asset Management (TAM) Tier Tier II

TAM Sponsor NTD ID

### Metrics

Mode	Average Fleet Age in Years
Demand Response	5.0