

2023 Annual Agency Profile - County of Siskiyou (NTD ID 91048)

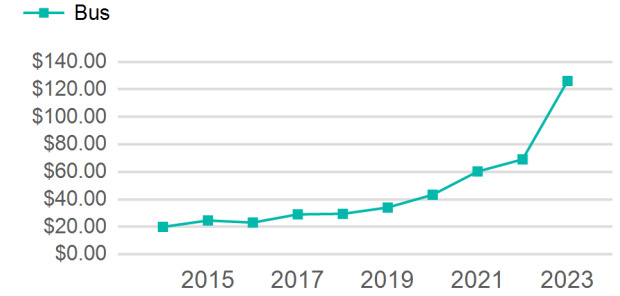
Mailing Address: 190 GREENHORN RD
YREKA, CA

Website: <http://www.co.siskiyou.ca.us/>

Service Consumed

Annual Unlinked Trips (UPT) 27,929

Operating Expenses per Vehicle Revenue Mile



Assets

Revenue Vehicles	10
Service Vehicles	4
Facilities	3

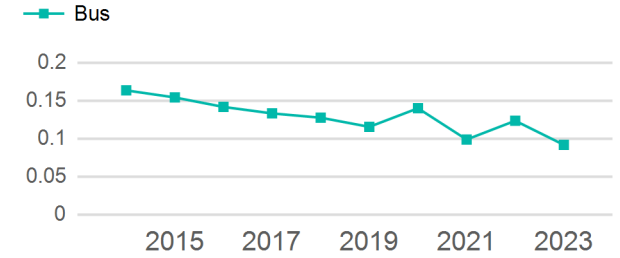
Service Supplied

Annual Vehicle Revenue Miles (VRM)	304,153
Annual Vehicle Revenue Hours (VRH)	10,221
Vehicles Operated in Maximum Service (VOMS)	6

Modal Characteristics

Mode	Annual Unlinked Passenger Trips	Directly Operated VOMS	Purchased Transportation VOMS	Annual Vehicle Revenue Miles	Annual Vehicle Revenue Hours
Bus	27,929	6	0	304,153	10,221
Total	27,929	6	0	304,153	10,221

Unlinked Passenger Trip per Vehicle Revenue Mile



Metrics

Service Efficiency

Service Effectiveness

Mode	OE per VRM	OE per VRH	UPT per VRM	UPT per VRH	OE per UPT
Bus	\$11.58	\$344.71	0.1	2.7	\$126.15
Total	\$11.58	\$344.71	0.1	2.7	\$126.15

2023 Annual Agency Profile - County of Siskiyou (NTD ID 91048)

2023 Funding Breakdown

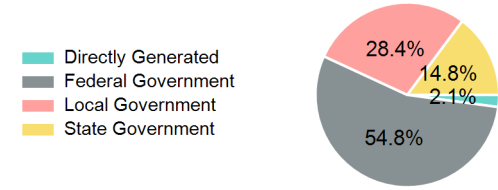
Summary of Operating Expenses (OE)

Mode	Operating Expenses	Fare Revenues
Bus	\$3,523,306	\$0
Total	\$3,523,306	\$0

Sources of Operating Funds Expended

Directly Generated	\$74,198
Federal Government	\$1,929,222
Local Government	\$1,000,000
State Government	\$519,886
Total Operating Funds Expended	\$3,523,306

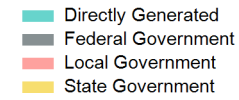
Operating Funding Sources



Capital Funding Sources

Sources of Capital Funds Expended

Directly Generated	\$0
Federal Government	\$0
Local Government	\$0
State Government	\$0
Total Capital Funds Expended	\$0



2023 Asset Management

Transit Asset Management (TAM) Tier Tier II

TAM Sponsor NTD ID

Metrics

Mode	Average Fleet Age in Years
Bus	7.6