

2023 Annual Agency Profile - City of Douglas (NTD ID 91052)

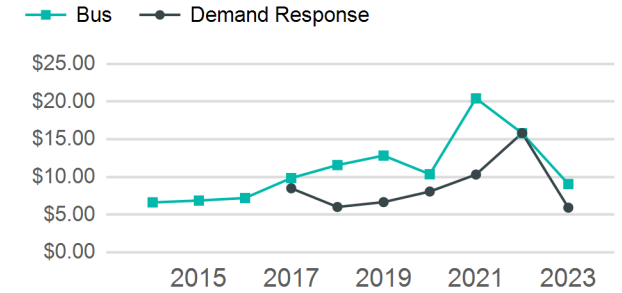
Mailing Address: 425 E 10th St
DOUGLAS, AZ

Website: <https://www.douglasaz.gov/283/Public-Transportation>

Service Consumed

Annual Unlinked Trips (UPT) 50,118

Operating Expenses per Vehicle Revenue Mile



Assets

Revenue Vehicles 10
Service Vehicles
Facilities

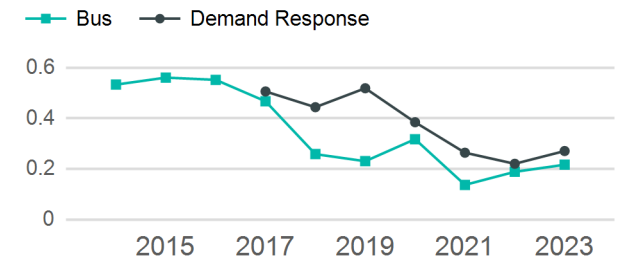
Service Supplied

Annual Vehicle Revenue Miles (VRM) 227,074
Annual Vehicle Revenue Hours (VRH) 13,270
Vehicles Operated in Maximum Service (VOMS) 8

Modal Characteristics

Mode	Annual Unlinked Passenger Trips	Directly Operated VOMS	Purchased Transportation VOMS	Annual Vehicle Revenue Miles	Annual Vehicle Revenue Hours
Bus	45,532	6	0	210,142	11,638
Demand Response	4,586	2	0	16,932	1,632
Total	50,118	8	0	227,074	13,270

Unlinked Passenger Trip per Vehicle Revenue Mile



Metrics

Service Efficiency

Service Effectiveness

Mode	OE per VRM	OE per VRH	UPT per VRM	UPT per VRH	OE per UPT
Bus	\$1.97	\$35.52	0.2	3.9	\$9.08
Demand Response	\$1.61	\$16.69	0.3	2.8	\$5.94
Total	\$1.94	\$33.20	0.2	3.8	\$8.79

2023 Annual Agency Profile - City of Douglas (NTD ID 91052)

2023 Funding Breakdown

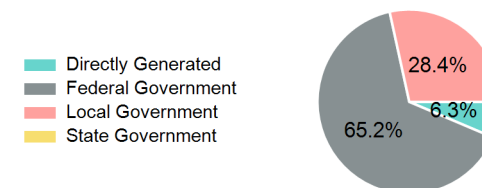
Summary of Operating Expenses (OE)

Mode	Operating Expenses	Fare Revenues
Bus	\$413,356	\$0
Demand Response	\$27,243	\$0
Total	\$440,599	\$0

Sources of Operating Funds Expended

Directly Generated	\$27,963
Federal Government	\$287,293
Local Government	\$125,343
State Government	\$0
Total Operating Funds Expended	\$440,599

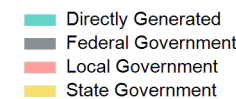
Operating Funding Sources



Capital Funding Sources

Sources of Capital Funds Expended

Directly Generated	\$0
Federal Government	\$0
Local Government	\$0
State Government	\$0
Total Capital Funds Expended	\$0



2023 Asset Management

Transit Asset Management (TAM) Tier	Tier II	TAM Sponsor NTD ID	9R01
--	---------	---------------------------	------

Metrics

Mode	Average Fleet Age in Years
Bus	10.3
Demand Response	9.7