

# 2023 Annual Agency Profile - Douglas County (NTD ID 91064)

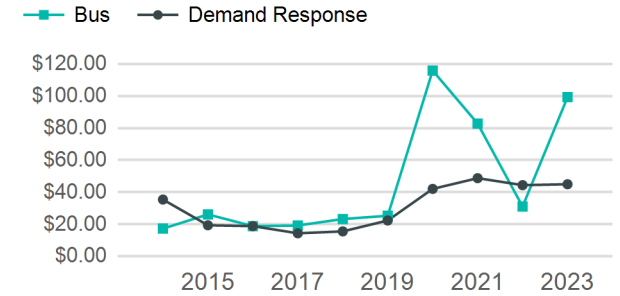
**Mailing Address:** 1594 ESERALDA AVE  
MINDEN, NV

**Website:** [https://communityservices.douglascountynv.gov/senior\\_services/transportation](https://communityservices.douglascountynv.gov/senior_services/transportation)

## Service Consumed

**Annual Unlinked Trips (UPT)** 15,398

## Operating Expenses per Vehicle Revenue Mile



## Assets

**Revenue Vehicles** 22  
**Service Vehicles**  
**Facilities**

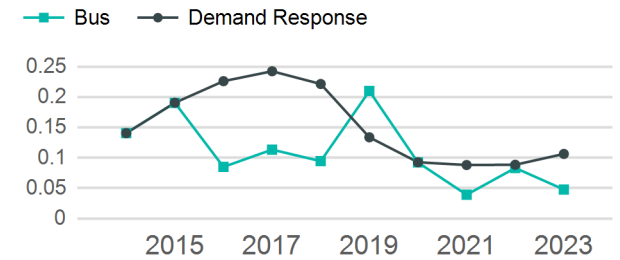
## Service Supplied

**Annual Vehicle Revenue Miles (VRM)** 159,730  
**Annual Vehicle Revenue Hours (VRH)** 11,919  
**Vehicles Operated in Maximum Service (VOMS)** 20

## Modal Characteristics

Mode	Annual Unlinked Passenger Trips	Directly Operated VOMS	Purchased Transportation VOMS	Annual Vehicle Revenue Miles	Annual Vehicle Revenue Hours
Demand Response	14,090	10	0	132,380	9,608
Bus	1,308	10	0	27,350	2,311
<b>Total</b>	<b>15,398</b>	<b>20</b>	<b>0</b>	<b>159,730</b>	<b>11,919</b>

## Unlinked Passenger Trip per Vehicle Revenue Mile



## Metrics

### Service Efficiency

### Service Effectiveness

Mode	OE per VRM	OE per VRH	UPT per VRM	UPT per VRH	OE per UPT
Demand Response	\$4.79	\$65.98	0.1	1.5	\$44.99
Bus	\$4.75	\$56.18	0.0	0.6	\$99.27
<b>Total</b>	<b>\$4.78</b>	<b>\$64.08</b>	<b>0.1</b>	<b>1.3</b>	<b>\$49.60</b>

# 2023 Annual Agency Profile - Douglas County (NTD ID 91064)

## 2023 Funding Breakdown

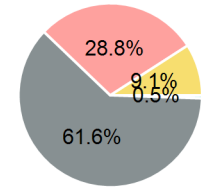
### Summary of Operating Expenses (OE)

Mode	Operating Expenses	Fare Revenues
Demand Response	\$633,927	\$0
Bus	\$129,840	\$0
<b>Total</b>	<b>\$763,767</b>	<b>\$0</b>

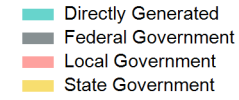
### Sources of Operating Funds Expended

Directly Generated	\$4,065
Federal Government	\$470,420
Local Government	\$219,854
State Government	\$69,428
<b>Total Operating Funds Expended</b>	<b>\$763,767</b>

### Operating Funding Sources



### Capital Funding Sources



### Sources of Capital Funds Expended

Directly Generated	\$0
Federal Government	\$0
Local Government	\$0
State Government	\$0
<b>Total Capital Funds Expended</b>	<b>\$0</b>

## 2023 Asset Management

Transit Asset Management (TAM) Tier: Tier II TAM Sponsor NTD ID: 9R04

### Metrics

Mode	Average Fleet Age in Years
Demand Response	6.7
Bus	6.0