

2023 Annual Agency Profile - Yosemite Area Regional Transportation System (NTD ID 91070)

Mailing Address: 369 W 18TH ST
MERCED, CA

Website: <http://www.YARTS.com>

Service Consumed

Annual Unlinked Trips (UPT) 61,950

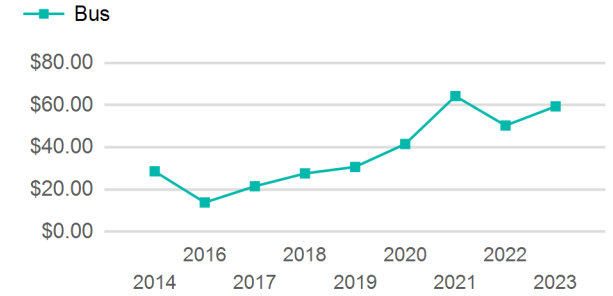
Assets

Revenue Vehicles 9
Service Vehicles
Facilities 1

Service Supplied

Annual Vehicle Revenue Miles (VRM) 474,121
Annual Vehicle Revenue Hours (VRH) 17,365
Vehicles Operated in Maximum Service (VOMS) 9

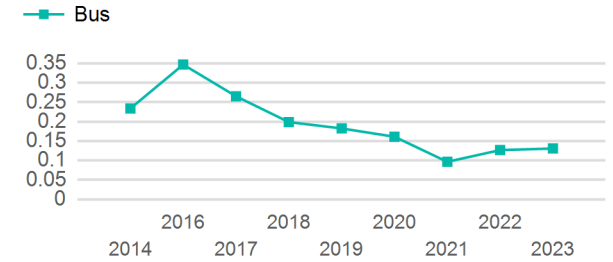
Operating Expenses per Vehicle Revenue Mile



Modal Characteristics

Mode	Annual Unlinked Passenger Trips	Directly Operated VOMS	Purchased Transportation VOMS	Annual Vehicle Revenue Miles	Annual Vehicle Revenue Hours
Bus	61,950	0	9	474,121	17,365
Total	61,950	0	9	474,121	17,365

Unlinked Passenger Trip per Vehicle Revenue Mile



Mode	Service Efficiency		Service Effectiveness		
	OE per VRM	OE per VRH	UPT per VRM	UPT per VRH	OE per UPT
Bus	\$7.76	\$211.85	0.1	3.6	\$59.38
Total	\$7.76	\$211.85	0.1	3.6	\$59.38

2023 Annual Agency Profile - Yosemite Area Regional Transportation System (NTD ID 91070)

2023 Funding Breakdown

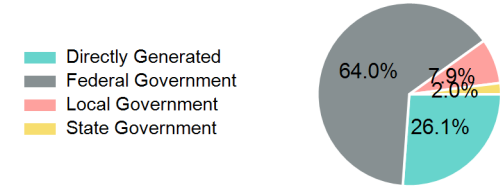
Summary of Operating Expenses (OE)

Mode	Operating Expenses	Fare Revenues
Bus	\$3,678,726	\$0
Total	\$3,678,726	\$0

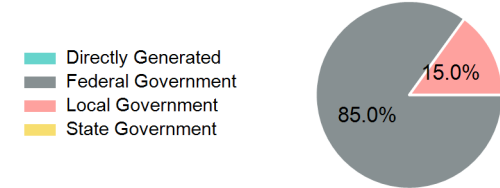
Sources of Operating Funds Expended

Directly Generated	\$961,819
Federal Government	\$2,353,014
Local Government	\$291,273
State Government	\$72,620
Total Operating Funds Expended	\$3,678,726

Operating Funding Sources



Capital Funding Sources



Sources of Capital Funds Expended

Directly Generated	\$0
Federal Government	\$2,064,810
Local Government	\$364,379
State Government	\$0
Total Capital Funds Expended	\$2,429,189

2023 Asset Management

Transit Asset Management (TAM) Tier Tier II

TAM Sponsor NTD ID

Metrics

Mode	Average Fleet Age in Years
Bus	10.6