

2023 Annual Agency Profile - City of Kingman (NTD ID 91075)

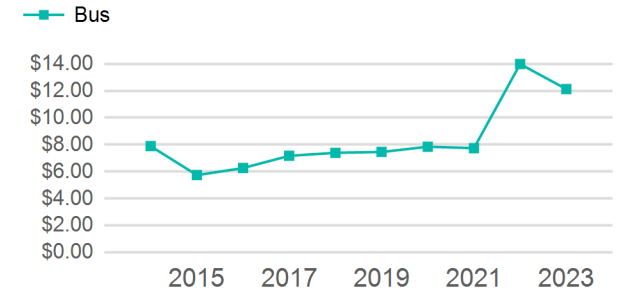
Mailing Address: 310 N 4TH ST
KINGMAN, AZ

Website: <http://www.bullheadcity.gov/kart>

Service Consumed

Annual Unlinked Trips (UPT) 81,945

Operating Expenses per Vehicle Revenue Mile



Assets

Revenue Vehicles	14
Service Vehicles	1
Facilities	1

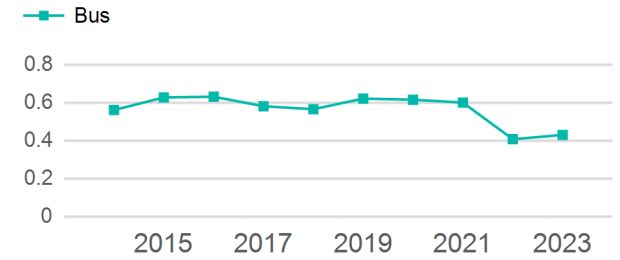
Service Supplied

Annual Vehicle Revenue Miles (VRM)	190,488
Annual Vehicle Revenue Hours (VRH)	14,283
Vehicles Operated in Maximum Service (VOMS)	5

Modal Characteristics

Mode	Annual Unlinked Passenger Trips	Directly Operated VOMS	Purchased Transportation VOMS	Annual Vehicle Revenue Miles	Annual Vehicle Revenue Hours
Bus	81,945	5	0	190,488	14,283
Total	81,945	5	0	190,488	14,283

Unlinked Passenger Trip per Vehicle Revenue Mile



Metrics

Service Efficiency

Service Effectiveness

Mode	OE per VRM	OE per VRH	UPT per VRM	UPT per VRH	OE per UPT
Bus	\$5.22	\$69.58	0.4	5.7	\$12.13
Total	\$5.22	\$69.58	0.4	5.7	\$12.13

2023 Annual Agency Profile - City of Kingman (NTD ID 91075)

2023 Funding Breakdown

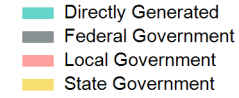
Summary of Operating Expenses (OE)

Mode	Operating Expenses	Fare Revenues
Bus	\$993,831	\$0
Total	\$993,831	\$0

Sources of Operating Funds Expended

Directly Generated	\$122,535
Federal Government	\$611,741
Local Government	\$259,555
State Government	\$0
Total Operating Funds Expended	\$993,831

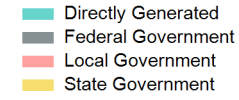
Operating Funding Sources



Capital Funding Sources

Sources of Capital Funds Expended

Directly Generated	\$0
Federal Government	\$0
Local Government	\$0
State Government	\$0
Total Capital Funds Expended	\$0



2023 Asset Management

Transit Asset Management (TAM) Tier	Tier II	TAM Sponsor NTD ID	9R01
--	---------	---------------------------	------

Metrics

Mode	Average Fleet Age in Years
Bus	9.0