

2023 Annual Agency Profile - Mariposa County (NTD ID 91082)

Mailing Address: 4639 BEN HUR RD
MARIPOSA, CA

Website: <http://ca-mariposacounty.civicplus.com/>

Service Consumed

Annual Unlinked Trips (UPT) 9,014

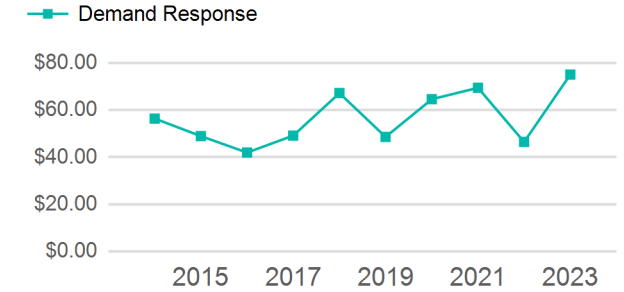
Assets

Revenue Vehicles 11
Service Vehicles
Facilities 1

Service Supplied

Annual Vehicle Revenue Miles (VRM) 134,237
Annual Vehicle Revenue Hours (VRH) 4,560
Vehicles Operated in Maximum Service (VOMS) 8

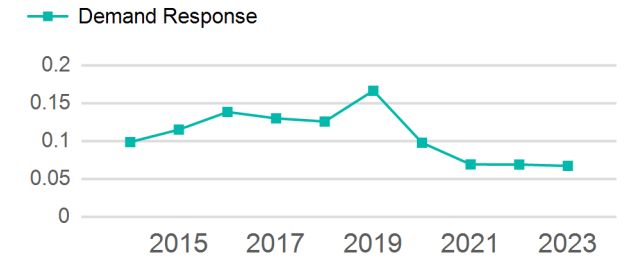
Operating Expenses per Vehicle Revenue Mile



Modal Characteristics

Mode	Annual Unlinked Passenger Trips	Directly Operated VOMS	Purchased Transportation VOMS	Annual Vehicle Revenue Miles	Annual Vehicle Revenue Hours
Demand Response	9,014	8	0	134,237	4,560
Total	9,014	8	0	134,237	4,560

Unlinked Passenger Trip per Vehicle Revenue Mile



Mode	Service Efficiency		Service Effectiveness		
	OE per VRM	OE per VRH	UPT per VRM	UPT per VRH	OE per UPT
Demand Response	\$5.04	\$148.30	0.1	2.0	\$75.02
Total	\$5.04	\$148.30	0.1	2.0	\$75.02

2023 Annual Agency Profile - Mariposa County (NTD ID 91082)

2023 Funding Breakdown

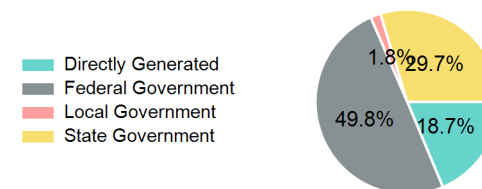
Summary of Operating Expenses (OE)

Mode	Operating Expenses	Fare Revenues
Demand Response	\$676,248	\$0
Total	\$676,248	\$0

Sources of Operating Funds Expended

Directly Generated	\$126,241
Federal Government	\$336,740
Local Government	\$12,244
State Government	\$201,023
Total Operating Funds Expended	\$676,248

Operating Funding Sources



Capital Funding Sources

Sources of Capital Funds Expended

Directly Generated	\$0
Federal Government	\$0
Local Government	\$0
State Government	\$0
Total Capital Funds Expended	\$0



2023 Asset Management

Transit Asset Management (TAM) Tier Tier II

TAM Sponsor NTD ID

Metrics

Mode	Average Fleet Age in Years
Demand Response	9.4