

# 2023 Annual Agency Profile - Town of Truckee (NTD ID 91101)

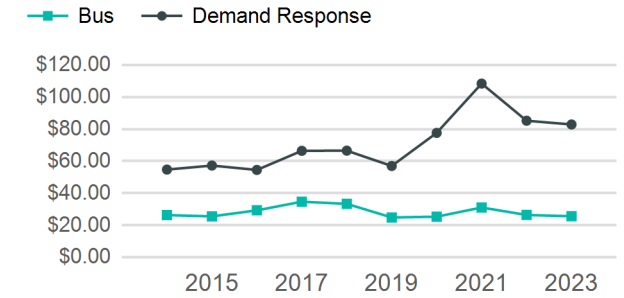
**Mailing Address:** 10183 TRUCKEE AIRPORT RD  
TRUCKEE, CA

**Website:** <http://www.townoftruckee.com/>

## Service Consumed

**Annual Unlinked Trips (UPT)** 41,913

## Operating Expenses per Vehicle Revenue Mile



## Assets

**Revenue Vehicles** 8  
**Service Vehicles**  
**Facilities** 1

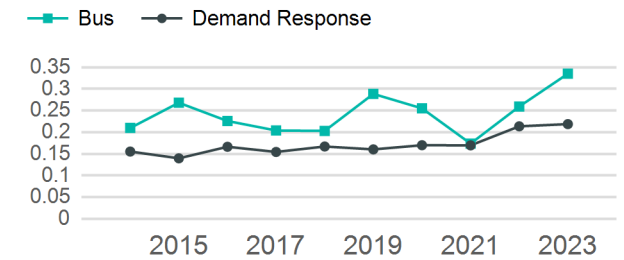
## Service Supplied

**Annual Vehicle Revenue Miles (VRM)** 133,528  
**Annual Vehicle Revenue Hours (VRH)** 7,931  
**Vehicles Operated in Maximum Service (VOMS)** 6

## Modal Characteristics

Mode	Annual Unlinked Passenger Trips	Directly Operated VOMS	Purchased Transportation VOMS	Annual Vehicle Revenue Miles	Annual Vehicle Revenue Hours
Bus	36,582	0	3	109,155	5,804
Demand Response	5,331	0	3	24,373	2,127
<b>Total</b>	<b>41,913</b>	<b>0</b>	<b>6</b>	<b>133,528</b>	<b>7,931</b>

## Unlinked Passenger Trip per Vehicle Revenue Mile



## Metrics

### Service Efficiency

### Service Effectiveness

Mode	OE per VRM	OE per VRH	UPT per VRM	UPT per VRH	OE per UPT
Bus	\$8.60	\$161.73	0.3	6.3	\$25.66
Demand Response	\$18.12	\$207.68	0.2	2.5	\$82.86
<b>Total</b>	<b>\$10.34</b>	<b>\$174.06</b>	<b>0.3</b>	<b>5.3</b>	<b>\$32.94</b>

# 2023 Annual Agency Profile - Town of Truckee (NTD ID 91101)

## 2023 Funding Breakdown

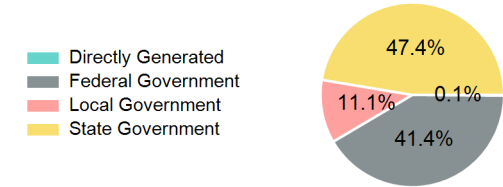
### Summary of Operating Expenses (OE)

Mode	Operating Expenses	Fare Revenues
Bus	\$938,704	\$0
Demand Response	\$441,743	\$0
<b>Total</b>	<b>\$1,380,447</b>	<b>\$0</b>

### Sources of Operating Funds Expended

Directly Generated	\$1,790
Federal Government	\$571,718
Local Government	\$152,761
State Government	\$654,178
<b>Total Operating Funds Expended</b>	<b>\$1,380,447</b>

### Operating Funding Sources



### Capital Funding Sources

### Sources of Capital Funds Expended

Directly Generated	\$0
Federal Government	\$0
Local Government	\$0
State Government	\$0
<b>Total Capital Funds Expended</b>	<b>\$0</b>



## 2023 Asset Management

Transit Asset Management (TAM) Tier Tier II

TAM Sponsor NTD ID

### Metrics

Mode	Average Fleet Age in Years
Bus	6.7
Demand Response	5.2