

2023 Annual Agency Profile - Churchill County (NTD ID 91103)

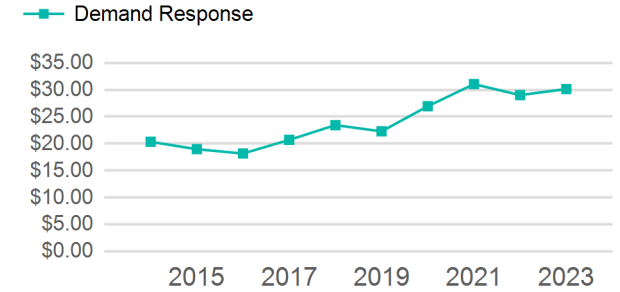
Mailing Address: 223 SHECKLER RD
FALLON, NV

Website: <https://www.fallonchamber.com/community-resource/cart-churchill-area-regional-transportation/>

Service Consumed

Annual Unlinked Trips (UPT) 11,964

Operating Expenses per Vehicle Revenue Mile



Assets

Revenue Vehicles 11
Service Vehicles
Facilities

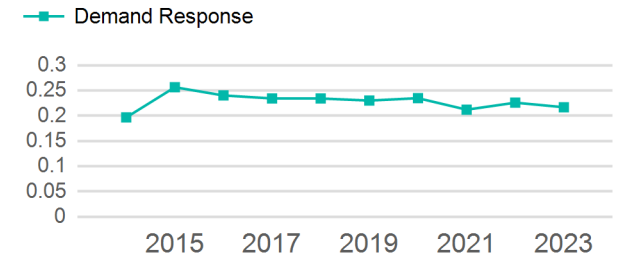
Service Supplied

Annual Vehicle Revenue Miles (VRM) 55,155
Annual Vehicle Revenue Hours (VRH) 3,777
Vehicles Operated in Maximum Service (VOMS) 4

Modal Characteristics

Mode	Annual Unlinked Passenger Trips	Directly Operated VOMS	Purchased Transportation VOMS	Annual Vehicle Revenue Miles	Annual Vehicle Revenue Hours
Demand Response	11,964	4	0	55,155	3,777
Total	11,964	4	0	55,155	3,777

Unlinked Passenger Trip per Vehicle Revenue Mile



Mode	Service Efficiency		Service Effectiveness		
	OE per VRM	OE per VRH	UPT per VRM	UPT per VRH	OE per UPT
Demand Response	\$6.54	\$95.50	0.2	3.2	\$30.15
Total	\$6.54	\$95.50	0.2	3.2	\$30.15

2023 Annual Agency Profile - Churchill County (NTD ID 91103)

2023 Funding Breakdown

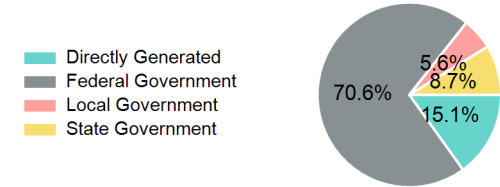
Summary of Operating Expenses (OE)

Mode	Operating Expenses	Fare Revenues
Demand Response	\$360,692	\$0
Total	\$360,692	\$0

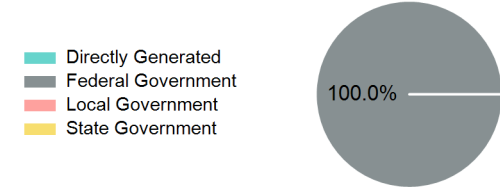
Sources of Operating Funds Expended

Directly Generated	\$54,289
Federal Government	\$254,822
Local Government	\$20,044
State Government	\$31,537
Total Operating Funds Expended	\$360,692

Operating Funding Sources



Capital Funding Sources



Sources of Capital Funds Expended

Directly Generated	\$0
Federal Government	\$310,099
Local Government	\$0
State Government	\$0
Total Capital Funds Expended	\$310,099

2023 Asset Management

Transit Asset Management (TAM) Tier	Tier II	TAM Sponsor NTD ID	9R04
--	---------	---------------------------	------

Metrics

Mode	Average Fleet Age in Years
Demand Response	7.5