

# 2023 Annual Agency Profile - City of Bisbee (NTD ID 91121)

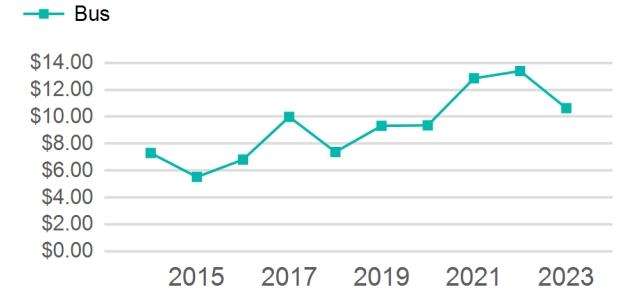
Mailing Address: 76 ERIE ST  
BISBEE, AZ

Website: <http://www.cityofbisbee.com>

## Service Consumed

Annual Unlinked Trips (UPT) 25,077

## Operating Expenses per Vehicle Revenue Mile



## Assets

Revenue Vehicles 5  
Service Vehicles  
Facilities

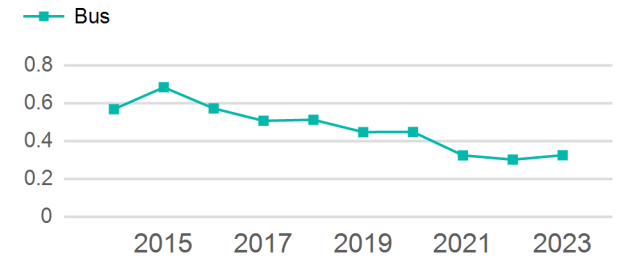
## Service Supplied

Annual Vehicle Revenue Miles (VRM) 77,126  
Annual Vehicle Revenue Hours (VRH) 4,037  
Vehicles Operated in Maximum Service (VOMS) 3

## Modal Characteristics

Mode	Annual Unlinked Passenger Trips	Directly Operated VOMS	Purchased Transportation VOMS	Annual Vehicle Revenue Miles	Annual Vehicle Revenue Hours
Bus	25,077	0	3	77,126	4,037
<b>Total</b>	<b>25,077</b>	<b>0</b>	<b>3</b>	<b>77,126</b>	<b>4,037</b>

## Unlinked Passenger Trip per Vehicle Revenue Mile



## Metrics

### Service Efficiency

### Service Effectiveness

Mode	OE per VRM	OE per VRH	UPT per VRM	UPT per VRH	OE per UPT
Bus	\$3.46	\$66.07	0.3	6.2	\$10.64
<b>Total</b>	<b>\$3.46</b>	<b>\$66.07</b>	<b>0.3</b>	<b>6.2</b>	<b>\$10.64</b>

# 2023 Annual Agency Profile - City of Bisbee (NTD ID 91121)

## 2023 Funding Breakdown

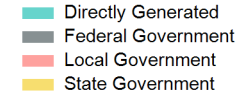
### Summary of Operating Expenses (OE)

Mode	Operating Expenses	Fare Revenues
Bus	\$266,727	\$0
<b>Total</b>	<b>\$266,727</b>	<b>\$0</b>

### Sources of Operating Funds Expended

Directly Generated	\$9,950
Federal Government	\$156,736
Local Government	\$100,041
State Government	\$0
<b>Total Operating Funds Expended</b>	<b>\$266,727</b>

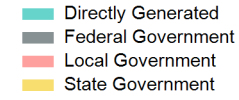
### Operating Funding Sources



### Capital Funding Sources

### Sources of Capital Funds Expended

Directly Generated	\$0
Federal Government	\$0
Local Government	\$0
State Government	\$0
<b>Total Capital Funds Expended</b>	<b>\$0</b>



## 2023 Asset Management

<b>Transit Asset Management (TAM) Tier</b>	Tier II	<b>TAM Sponsor NTD ID</b>	9R01
--	---------	---------------------------	------

### Metrics

Mode	Average Fleet Age in Years
Bus	7.8