

2023 Annual Agency Profile - San Carlos Apache Tribe (NTD ID 99286)

Mailing Address: 3A SAN CARLOS AVE
SAN CARLOS, AZ

Website:

Geographic Coverage

Primary Urbanized/Rural Area Arizona Non-UZA
Other Areas Served:

Assets

Revenue Vehicles 27
Service Vehicles 2
Facilities 3

Service Consumed

Annual Unlinked Trips (UPT) 60,596

Service Supplied

Annual Vehicle Revenue Miles (VRM) 434,440
Annual Vehicle Revenue Hours (VRH) 19,136
Vehicles Operated in Maximum Service (VOMS) 10

Modal Characteristics

Mode	Annual Unlinked Passenger Trips	Directly Operated VOMS	Purchased Transportation VOMS	Annual Vehicle Revenue Miles	Annual Vehicle Revenue Hours
Bus	60,596	10	0	434,440	19,136
Total	60,596	10	0	434,440	19,136

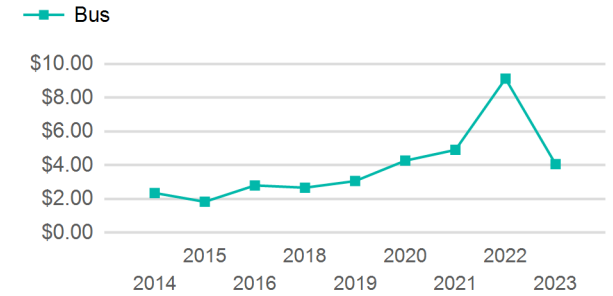
Metrics

Service Efficiency

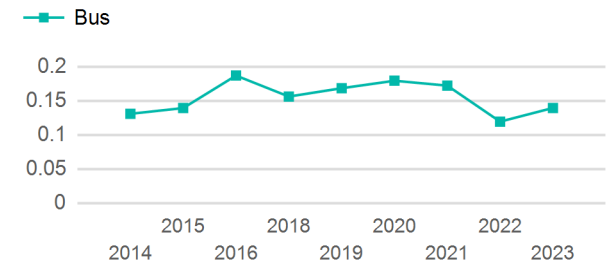
Service Effectiveness

Mode	OE per VRM	OE per VRH	UPT per VRM	UPT per VRH	OE per UPT
Bus	\$4.06	\$92.16	0.1	3.2	\$29.10
Total	\$4.06	\$92.16	0.1	3.2	\$29.10

Operating Expenses per Vehicle Revenue Mile



Unlinked Passenger Trip per Vehicle Revenue Mile



2023 Annual Agency Profile - San Carlos Apache Tribe (NTD ID 99286)

2023 Funding Breakdown

Summary of Operating Expenses (OE)

Mode	Operating Expenses	Fare Revenues
Bus	\$1,763,613	\$0
Total	\$1,763,613	\$0

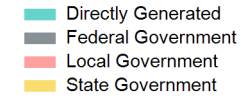
Sources of Operating Funds Expended

Directly Generated	\$83,272
Federal Government	\$1,439,571
Local Government	\$240,770
State Government	\$0
Total Operating Funds Expended	\$1,763,613

Operating Funding Sources



Capital Funding Sources



Sources of Capital Funds Expended

Directly Generated	\$0
Federal Government	\$288,624
Local Government	\$0
State Government	\$0
Total Capital Funds Expended	\$288,624

2023 Asset Management

Transit Asset Management (TAM) Tier Tier II

TAM Sponsor NTD ID

Metrics

Mode	Average Fleet Age in Years
Bus	5.4