

# 2023 Annual Agency Profile - Chemehuevi Indian Tribe (NTD ID 99316)

**Mailing Address:** 1990 PALO VERDE DRIVE  
HAVASU LAKE, CA

**Website:** www.chemehuevi.org

## Geographic Coverage

**Primary Urbanized/Rural Area** California Non-UZA

### Other Areas Served:

Lake Havasu City, AZ, Lake Havasu City, AZ

## Assets

**Revenue Vehicles** 2  
**Service Vehicles** 1  
**Facilities** 3

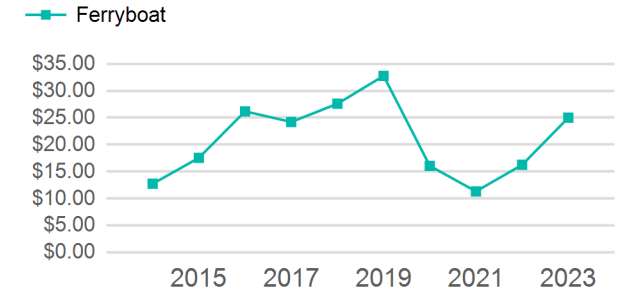
## Service Consumed

**Annual Unlinked Trips (UPT)** 200,000

## Service Supplied

**Annual Vehicle Revenue Miles (VRM)** 40,000  
**Annual Vehicle Revenue Hours (VRH)** 6,500  
**Vehicles Operated in Maximum Service (VOMS)** 2

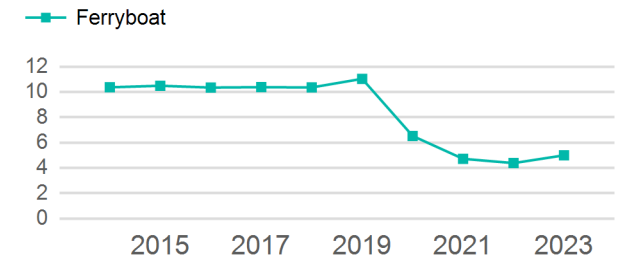
## Operating Expenses per Vehicle Revenue Mile



## Modal Characteristics

Mode	Annual Unlinked Passenger Trips	Directly Operated VOMS	Purchased Transportation VOMS	Annual Vehicle Revenue Miles	Annual Vehicle Revenue Hours
Ferryboat	200,000	2	0	40,000	6,500
<b>Total</b>	<b>200,000</b>	<b>2</b>	<b>0</b>	<b>40,000</b>	<b>6,500</b>

## Unlinked Passenger Trip per Vehicle Revenue Mile



## Metrics

### Service Efficiency

### Service Effectiveness

Mode	OE per VRM	OE per VRH	UPT per VRM	UPT per VRH	OE per UPT
Ferryboat	\$25.01	\$153.85	5.0	30.8	\$5.00
<b>Total</b>	<b>\$25.01</b>	<b>\$153.88</b>	<b>5.0</b>	<b>30.8</b>	<b>\$5.00</b>

# 2023 Annual Agency Profile - Chemehuevi Indian Tribe (NTD ID 99316)

## 2023 Funding Breakdown

### Summary of Operating Expenses (OE)

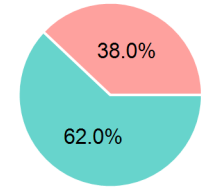
Mode	Operating Expenses	Fare Revenues
Ferryboat	\$1,000,200	\$0
<b>Total</b>	<b>\$1,000,200</b>	<b>\$0</b>

### Sources of Operating Funds Expended

Directly Generated	\$620,000
Federal Government	\$0
Local Government	\$380,200
State Government	\$0
<b>Total Operating Funds Expended</b>	<b>\$1,000,200</b>

### Operating Funding Sources

- Directly Generated
- Federal Government
- Local Government
- State Government



### Capital Funding Sources

- Directly Generated
- Federal Government
- Local Government
- State Government

### Sources of Capital Funds Expended

Directly Generated	\$0
Federal Government	\$0
Local Government	\$0
State Government	\$0
<b>Total Capital Funds Expended</b>	<b>\$0</b>

## 2023 Asset Management

Transit Asset Management (TAM) Tier Tier II

TAM Sponsor NTD ID

### Metrics

Mode	Average Fleet Age in Years
Ferryboat	19.5