

2023 Annual Agency Profile - Fallon Paiute-Shoshone Tribe (NTD ID 99322)

Mailing Address: 565 RIO VISTA DR
FALLON, NV

Website: <https://www.fpst.org/departments/transit-program/>

Geographic Coverage

Primary Urbanized/Rural Area Nevada Non-UZA
Other Areas Served:

Assets

Revenue Vehicles 3
Service Vehicles
Facilities

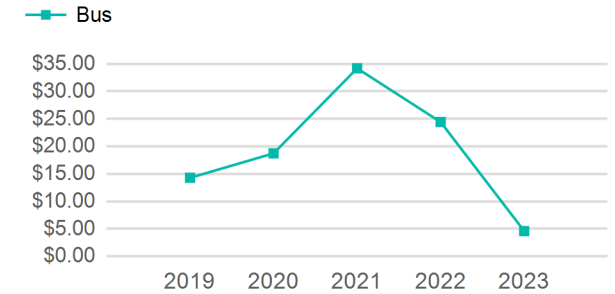
Service Consumed

Annual Unlinked Trips (UPT) 3,175

Service Supplied

Annual Vehicle Revenue Miles (VRM) 27,600
Annual Vehicle Revenue Hours (VRH) 1,820
Vehicles Operated in Maximum Service (VOMS) 2

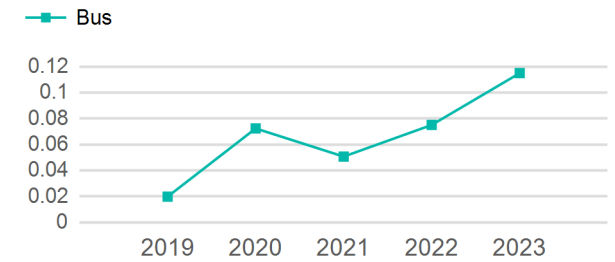
Operating Expenses per Vehicle Revenue Mile



Modal Characteristics

Mode	Annual Unlinked Passenger Trips	Directly Operated VOMS	Purchased Transportation VOMS	Annual Vehicle Revenue Miles	Annual Vehicle Revenue Hours
Bus	3,175	2	0	27,600	1,820
Total	3,175	2	0	27,600	1,820

Unlinked Passenger Trip per Vehicle Revenue Mile



Metrics

Service Efficiency

Service Effectiveness

Mode	OE per VRM	OE per VRH	UPT per VRM	UPT per VRH	OE per UPT
Bus	\$4.61	\$69.85	0.1	1.7	\$40.04
Total	\$4.61	\$69.85	0.1	1.7	\$40.04

2023 Annual Agency Profile - Fallon Paiute-Shoshone Tribe (NTD ID 99322)

2023 Funding Breakdown

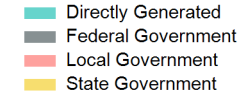
Summary of Operating Expenses (OE)

Mode	Operating Expenses	Fare Revenues
Bus	\$127,136	\$0
Total	\$127,136	\$0

Sources of Operating Funds Expended

Directly Generated	\$0
Federal Government	\$121,800
Local Government	\$5,336
State Government	\$0
Total Operating Funds Expended	\$127,136

Operating Funding Sources



Capital Funding Sources

Sources of Capital Funds Expended

Directly Generated	\$0
Federal Government	\$0
Local Government	\$0
State Government	\$0
Total Capital Funds Expended	\$0



2023 Asset Management

Transit Asset Management (TAM) Tier Tier II

TAM Sponsor NTD ID

Metrics

Mode	Average Fleet Age in Years
Bus	7.3