

2023 Annual Agency Profile - Yavapai-Apache Nation (NTD ID 99328)

Mailing Address: 2400 W DATSI ST
CAMP VERDE, AZ

Website: <http://yantransit.org>

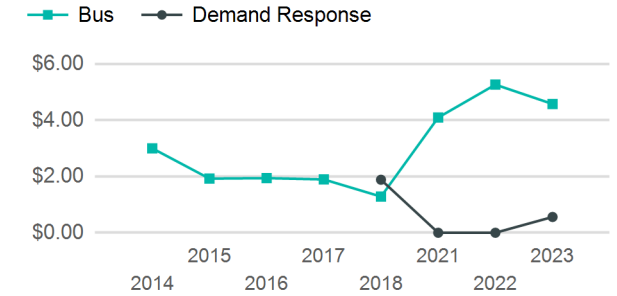
Geographic Coverage

Primary Urbanized/Rural Area: Arizona Non-UZA
Other Areas Served:

Service Consumed

Annual Unlinked Trips (UPT): 5,628

Operating Expenses per Vehicle Revenue Mile



Assets

Revenue Vehicles: 11
Service Vehicles:
Facilities: 1

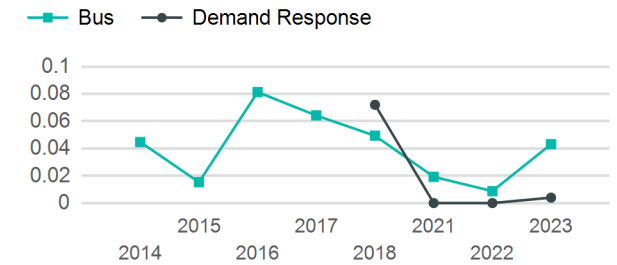
Service Supplied

Annual Vehicle Revenue Miles (VRM): 433,472
Annual Vehicle Revenue Hours (VRH): 20,800
Vehicles Operated in Maximum Service (VOMS): 10

Modal Characteristics

Mode	Annual Unlinked Passenger Trips	Directly Operated VOMS	Purchased Transportation VOMS	Annual Vehicle Revenue Miles	Annual Vehicle Revenue Hours
Bus	4,297	4	0	99,446	12,480
Demand Response	1,331	6	0	334,026	8,320
Total	5,628	10	0	433,472	20,800

Unlinked Passenger Trip per Vehicle Revenue Mile



Mode	Service Efficiency		Service Effectiveness		
	OE per VRM	OE per VRH	UPT per VRM	UPT per VRH	OE per UPT
Bus	\$4.57	\$36.45	0.0	0.3	\$105.87
Demand Response	\$0.56	\$22.50	0.0	0.2	\$140.66
Total	\$1.48	\$30.87	0.0	0.3	\$114.10

2023 Annual Agency Profile - Yavapai-Apache Nation (NTD ID 99328)

2023 Funding Breakdown

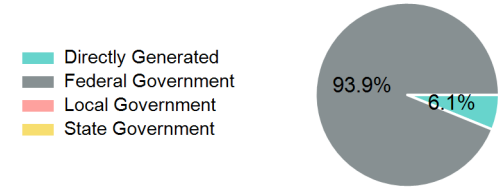
Summary of Operating Expenses (OE)

Mode	Operating Expenses	Fare Revenues
Bus	\$454,941	\$0
Demand Response	\$187,222	\$0
Total	\$642,163	\$0

Sources of Operating Funds Expended

Directly Generated	\$39,320
Federal Government	\$602,843
Local Government	\$0
State Government	\$0
Total Operating Funds Expended	\$642,163

Operating Funding Sources



Capital Funding Sources

Sources of Capital Funds Expended

Directly Generated	\$0
Federal Government	\$0
Local Government	\$0
State Government	\$0
Total Capital Funds Expended	\$0



2023 Asset Management

Transit Asset Management (TAM) Tier Tier II

TAM Sponsor NTD ID

Metrics

Mode	Average Fleet Age in Years
Bus	2.8
Demand Response	7.2