

2023 Annual Agency Profile - Pascua Yaqui Tribe (NTD ID 99352)

Mailing Address: 7474 S CAMINO DE OESTE
TUCSON, AZ

Website: www.pascuayaqui-nsn.gov

Geographic Coverage

Primary Urbanized/Rural Area Arizona Non-UZA
Other Areas Served:

Service Consumed

Annual Unlinked Trips (UPT) 0

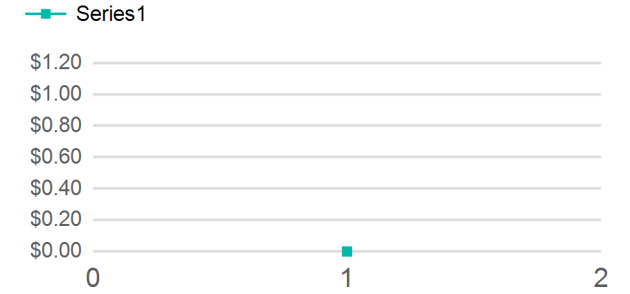
Assets

Revenue Vehicles
Service Vehicles
Facilities

Service Supplied

Annual Vehicle Revenue Miles (VRM) 0
Annual Vehicle Revenue Hours (VRH) 0
Vehicles Operated in Maximum Service (VOMS) 0

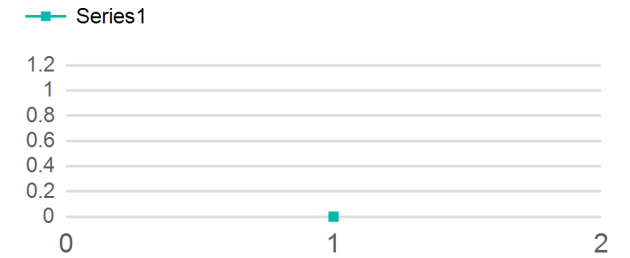
Operating Expenses per Vehicle Revenue Mile



Modal Characteristics

| Mode | Annual Unlinked Passenger Trips | Directly Operated VOMS | Purchased Transportation VOMS | Annual Vehicle Revenue Miles | Annual Vehicle Revenue Hours |
|--------------|---------------------------------|------------------------|-------------------------------|------------------------------|------------------------------|
| Total | 0 | 0 | 0 | 0 | 0 |

Unlinked Passenger Trip per Vehicle Revenue Mile



Metrics

| Mode | Service Efficiency | | Service Effectiveness | | |
|--------------|--------------------|------------|-----------------------|-------------|------------|
| | OE per VRM | OE per VRH | UPT per VRM | UPT per VRH | OE per UPT |
| Total | \$0.00 | \$0.00 | 0.0 | 0.0 | \$0.00 |

2023 Annual Agency Profile - Pascua Yaqui Tribe (NTD ID 99352)

2023 Funding Breakdown

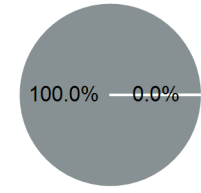
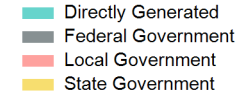
Summary of Operating Expenses (OE)

| Mode | Operating Expenses | Fare Revenues |
|-------|--------------------|---------------|
| Total | \$0 | \$0 |
| | \$0 | \$0 |

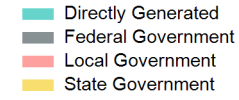
Sources of Operating Funds Expended

| | |
|---------------------------------------|------------------|
| Directly Generated | \$0 |
| Federal Government | \$207,040 |
| Local Government | \$25 |
| State Government | \$0 |
| Total Operating Funds Expended | \$207,065 |

Operating Funding Sources



Capital Funding Sources



Sources of Capital Funds Expended

| | |
|-------------------------------------|------------|
| Directly Generated | \$0 |
| Federal Government | \$0 |
| Local Government | \$0 |
| State Government | \$0 |
| Total Capital Funds Expended | \$0 |

2023 Asset Management

Transit Asset Management (TAM) Tier Tier II

TAM Sponsor NTD ID

Metrics

| Mode | Average Fleet Age in Years |
|------|----------------------------|
| | 0.0 |