

# 2023 Annual Agency Profile - Salt River Pima-Maricopa Indian Community (NTD ID 99376)

Mailing Address: 10005 E OSBORN RD # 9  
SCOTTSDALE, AZ

Website: <http://www.srpmic.com/>

## Geographic Coverage

Primary Urbanized/Rural Area Arizona Non-UZA

### Other Areas Served:

Phoenix--Mesa--Scottsdale, AZ

## Assets

Revenue Vehicles 12  
Service Vehicles 1  
Facilities 2

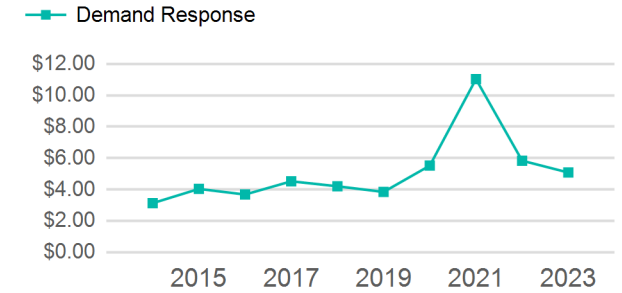
## Service Consumed

Annual Unlinked Trips (UPT) 18,608

## Service Supplied

Annual Vehicle Revenue Miles (VRM) 163,088  
Annual Vehicle Revenue Hours (VRH) 12,943  
Vehicles Operated in Maximum Service (VOMS) 9

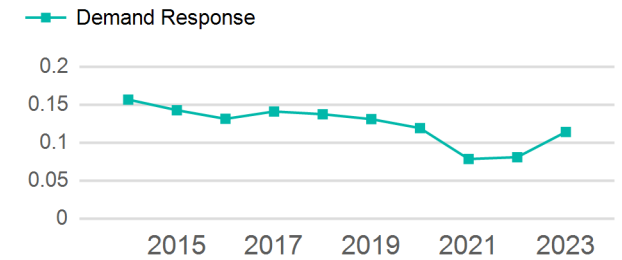
## Operating Expenses per Vehicle Revenue Mile



## Modal Characteristics

Mode	Annual Unlinked Passenger Trips	Directly Operated VOMS	Purchased Transportation VOMS	Annual Vehicle Revenue Miles	Annual Vehicle Revenue Hours
Demand Response	18,608	9	0	163,088	12,943
<b>Total</b>	<b>18,608</b>	<b>9</b>	<b>0</b>	<b>163,088</b>	<b>12,943</b>

## Unlinked Passenger Trip per Vehicle Revenue Mile



## Metrics

### Service Efficiency

### Service Effectiveness

Mode	OE per VRM	OE per VRH	UPT per VRM	UPT per VRH	OE per UPT
Demand Response	\$5.09	\$64.09	0.1	1.4	\$44.58
<b>Total</b>	<b>\$5.09</b>	<b>\$64.09</b>	<b>0.1</b>	<b>1.4</b>	<b>\$44.58</b>

# 2023 Annual Agency Profile - Salt River Pima-Maricopa Indian Community (NTD ID 99376)

## 2023 Funding Breakdown

### Summary of Operating Expenses (OE)

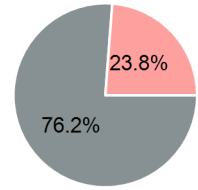
Mode	Operating Expenses	Fare Revenues
Demand Response	\$829,537	\$0
<b>Total</b>	<b>\$829,537</b>	<b>\$0</b>

### Sources of Operating Funds Expended

Directly Generated	\$0
Federal Government	\$632,227
Local Government	\$197,310
State Government	\$0
<b>Total Operating Funds Expended</b>	<b>\$829,537</b>

### Operating Funding Sources

■ Directly Generated  
■ Federal Government  
■ Local Government  
■ State Government

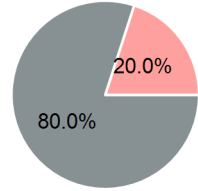


### Sources of Capital Funds Expended

Directly Generated	\$0
Federal Government	\$20,999
Local Government	\$5,250
State Government	\$0
<b>Total Capital Funds Expended</b>	<b>\$26,249</b>

### Capital Funding Sources

■ Directly Generated  
■ Federal Government  
■ Local Government  
■ State Government



## 2023 Asset Management

<b>Transit Asset Management (TAM) Tier</b>	Tier II	<b>TAM Sponsor NTD ID</b>	9R01
--	---------	---------------------------	------

### Metrics

Mode	Average Fleet Age in Years
Demand Response	5.7