

2023 Annual Agency Profile - Pyramid Lake Paiute Tribe (NTD ID 99406)

Mailing Address: 208 CAPITOL HL
NIXON, NV

Website: <http://www.plpt.nsn.us/transit/>

Geographic Coverage

Primary Urbanized/Rural Area Nevada Non-UZA
Other Areas Served:

Assets

Revenue Vehicles 2
Service Vehicles 2
Facilities

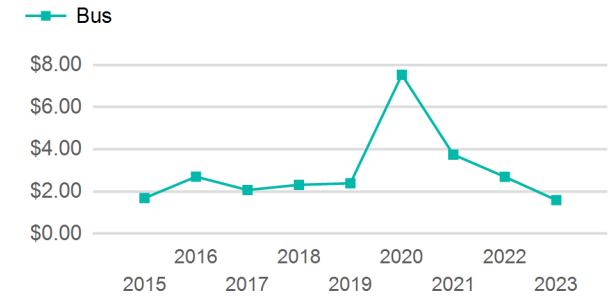
Service Consumed

Annual Unlinked Trips (UPT) 15,636

Service Supplied

Annual Vehicle Revenue Miles (VRM) 150,889
Annual Vehicle Revenue Hours (VRH) 7,056
Vehicles Operated in Maximum Service (VOMS) 2

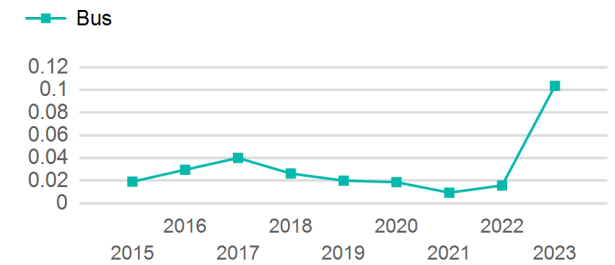
Operating Expenses per Vehicle Revenue Mile



Modal Characteristics

Mode	Annual Unlinked Passenger Trips	Directly Operated VOMS	Purchased Transportation VOMS	Annual Vehicle Revenue Miles	Annual Vehicle Revenue Hours
Bus	15,636	2	0	150,889	7,056
Total	15,636	2	0	150,889	7,056

Unlinked Passenger Trip per Vehicle Revenue Mile



Metrics

Service Efficiency

Service Effectiveness

Mode	OE per VRM	OE per VRH	UPT per VRM	UPT per VRH	OE per UPT
Bus	\$1.60	\$34.11	0.1	2.2	\$15.39
Total	\$1.60	\$34.11	0.1	2.2	\$15.39

2023 Annual Agency Profile - Pyramid Lake Paiute Tribe (NTD ID 99406)

2023 Funding Breakdown

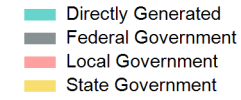
Summary of Operating Expenses (OE)

Mode	Operating Expenses	Fare Revenues
Bus	\$240,703	\$0
Total	\$240,703	\$0

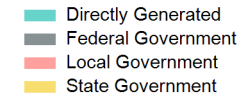
Sources of Operating Funds Expended

Directly Generated	\$3,655
Federal Government	\$237,048
Local Government	\$0
State Government	\$0
Total Operating Funds Expended	\$240,703

Operating Funding Sources



Capital Funding Sources



Sources of Capital Funds Expended

Directly Generated	\$0
Federal Government	\$8,340
Local Government	\$0
State Government	\$0
Total Capital Funds Expended	\$8,340

2023 Asset Management

Transit Asset Management (TAM) Tier: Tier II TAM Sponsor NTD ID: 9R04

Metrics

Mode	Average Fleet Age in Years
Bus	8.0