

# 2023 Annual Agency Profile - Payson Senior Center (NTD ID 99441)

**Mailing Address:** 514 W MAIN ST  
Payson, AZ

**Website:** www.beelinebus.info

## Service Consumed

Annual Unlinked Trips (UPT) 2,050

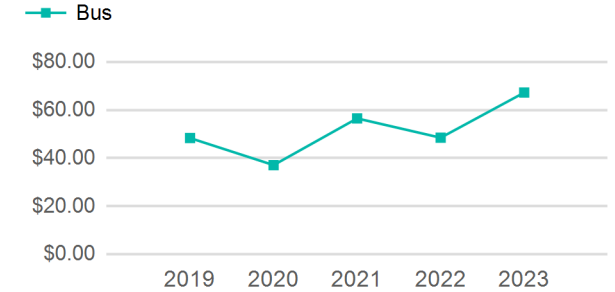
## Assets

Revenue Vehicles 3  
Service Vehicles  
Facilities

## Service Supplied

Annual Vehicle Revenue Miles (VRM) 43,343  
Annual Vehicle Revenue Hours (VRH) 3,640  
Vehicles Operated in Maximum Service (VOMS) 2

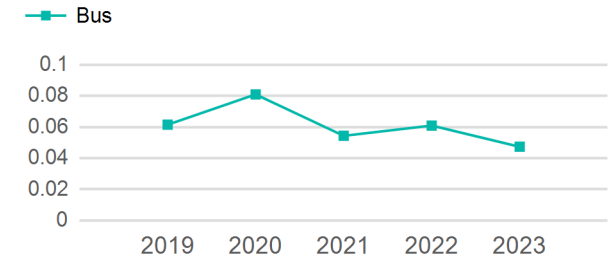
## Operating Expenses per Vehicle Revenue Mile



## Modal Characteristics

Mode	Annual Unlinked Passenger Trips	Directly Operated VOMS	Purchased Transportation VOMS	Annual Vehicle Revenue Miles	Annual Vehicle Revenue Hours
Bus	2,050	2	0	43,343	3,640
<b>Total</b>	<b>2,050</b>	<b>2</b>	<b>0</b>	<b>43,343</b>	<b>3,640</b>

## Unlinked Passenger Trip per Vehicle Revenue Mile



Mode	Service Efficiency		Service Effectiveness		
	OE per VRM	OE per VRH	UPT per VRM	UPT per VRH	OE per UPT
Bus	\$3.18	\$37.88	0.0	0.6	\$67.25
<b>Total</b>	<b>\$3.18</b>	<b>\$37.88</b>	<b>0.0</b>	<b>0.6</b>	<b>\$67.25</b>

# 2023 Annual Agency Profile - Payson Senior Center (NTD ID 99441)

## 2023 Funding Breakdown

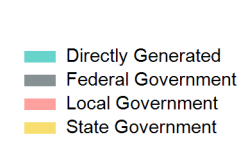
### Summary of Operating Expenses (OE)

Mode	Operating Expenses	Fare Revenues
Bus	\$137,871	\$0
<b>Total</b>	<b>\$137,871</b>	<b>\$0</b>

### Sources of Operating Funds Expended

Directly Generated	\$2,797
Federal Government	\$88,557
Local Government	\$46,517
State Government	\$0
<b>Total Operating Funds Expended</b>	<b>\$137,871</b>

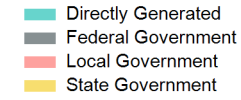
### Operating Funding Sources



### Capital Funding Sources

### Sources of Capital Funds Expended

Directly Generated	\$0
Federal Government	\$0
Local Government	\$0
State Government	\$0
<b>Total Capital Funds Expended</b>	<b>\$0</b>



## 2023 Asset Management

<b>Transit Asset Management (TAM) Tier</b>	Tier II	<b>TAM Sponsor NTD ID</b>	9R01
--	---------	---------------------------	------

### Metrics

Mode	Average Fleet Age in Years
Bus	8.7